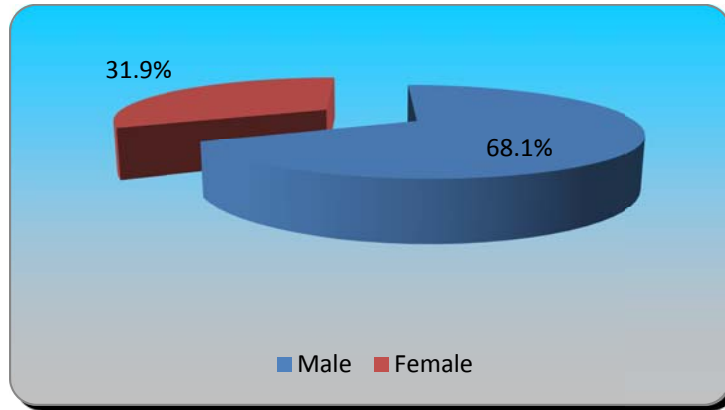


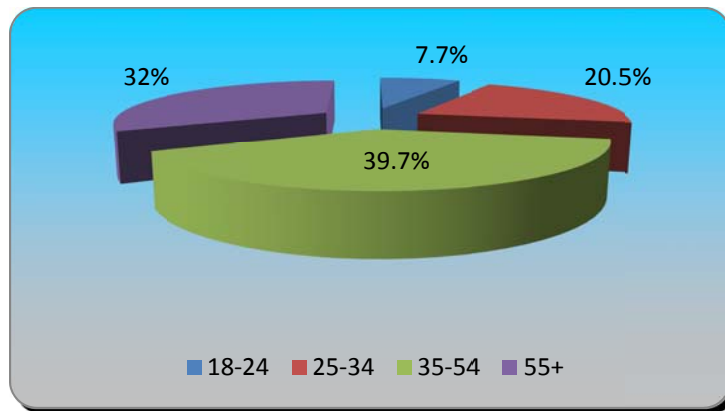
Mayor's Symposium – Room Demographics

The following charts show data that was collected from polling questions during the Mayor's Symposium, and highlights room demographics.

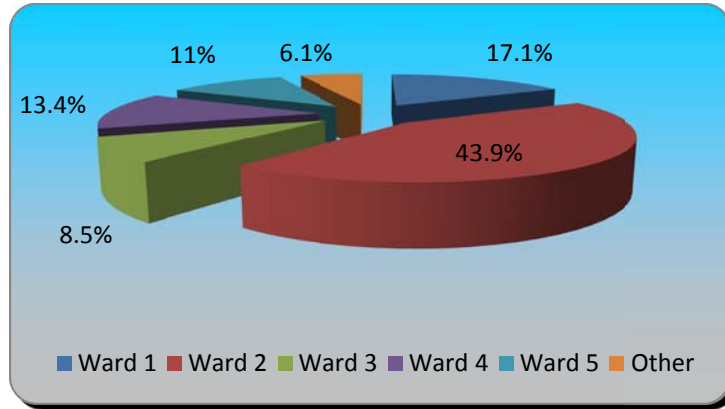
| 1.) What is your gender? (multiple choice) | Responses | |
|--------------------------------------------|-----------|-------------|
| Male | 49 | 68.06% |
| Female | 23 | 31.94% |
| Totals | 72 | 100% |



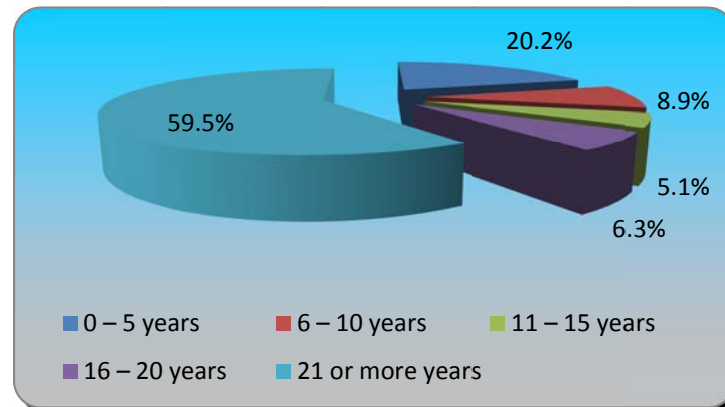
| 2.) What is your age? (multiple choice) | Responses | |
|-----------------------------------------|-----------|-------------|
| 18-24 | 6 | 7.69% |
| 25-34 | 16 | 20.51% |
| 35-54 | 31 | 39.74% |
| 55+ | 25 | 32.05% |
| Totals | 78 | 100% |



| 3.) Where do you live? (multiple choice) | Responses | |
|------------------------------------------|-----------|-------------|
| Ward 1 | 14 | 17.07% |
| Ward 2 | 36 | 43.90% |
| Ward 3 | 7 | 8.54% |
| Ward 4 | 11 | 13.41% |
| Ward 5 | 9 | 10.98% |
| Other | 5 | 6.10% |
| Totals | 82 | 100% |

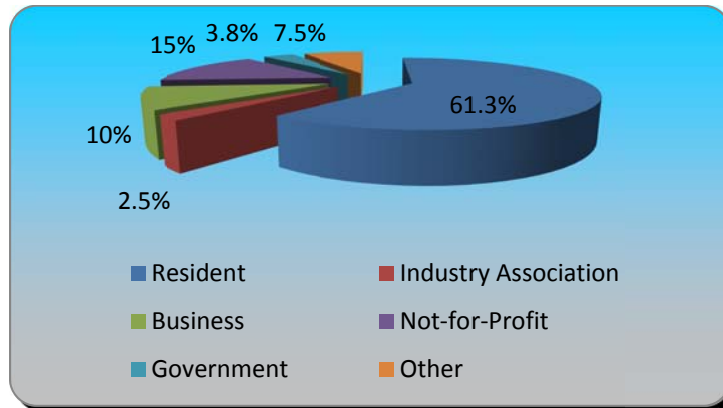


| 4.) How many years have you lived in the City of St. John's? (multiple choice) | Responses | |
|--------------------------------------------------------------------------------|-----------|-------------|
| 0 – 5 years | 16 | 20.25% |
| 6 – 10 years | 7 | 8.86% |
| 11 – 15 years | 4 | 5.06% |
| 16 – 20 years | 5 | 6.33% |
| 21 or more years | 47 | 59.49% |
| Totals | 79 | 100% |



5.) Which of the following best represents you here today? (multiple choice)

| | Responses | |
|----------------------|-----------|-------------|
| Resident | 49 | 61.25% |
| Industry Association | 2 | 2.50% |
| Business | 8 | 10% |
| Not-for-Profit | 12 | 15% |
| Government | 3 | 3.75% |
| Other | 6 | 7.50% |
| Totals | 80 | 100% |



6.) What best describes your family structure? (multiple choice)

| | Responses | |
|-------------------------|-----------|-------------|
| Two parent family | 31 | 37.35% |
| Single parent family | 6 | 7.23% |
| Couple with no children | 21 | 25.30% |
| Single individual | 22 | 26.51% |
| Other | 3 | 3.61% |
| Totals | 83 | 100% |

