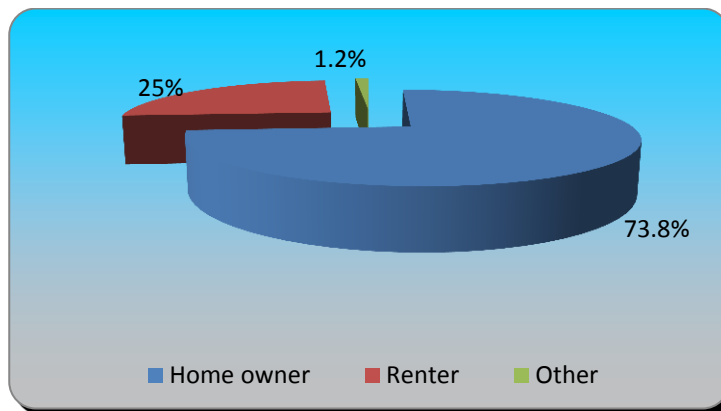


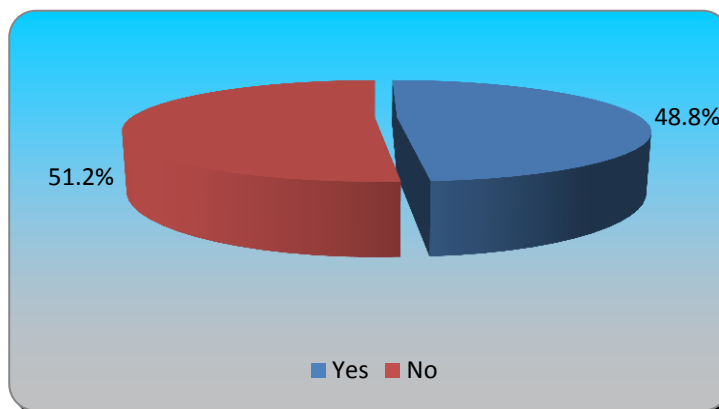
## Mayor's Symposium – Polling Questions

The following charts show data that was collected from participants during polling questions at the Mayor's Symposium. Questions were designed to gain insight into what participants think about a multitude of land uses within the City and within their individual neighbourhood. Participants were also asked to rank (top 3) data from the roundtable discussion questions. Information collected from the Mayor's Symposium will be used in determining the next steps within the Municipal Plan review process.

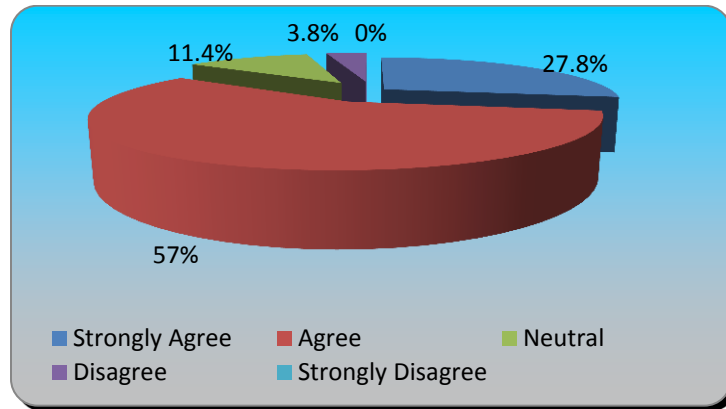
<b>My living arrangements are: (multiple choice)</b>	<b>Responses</b>	
Home owner	59	73.75%
Renter	20	25%
Other	1	1.25%
<b>Totals</b>	<b>80</b>	<b>100%</b>



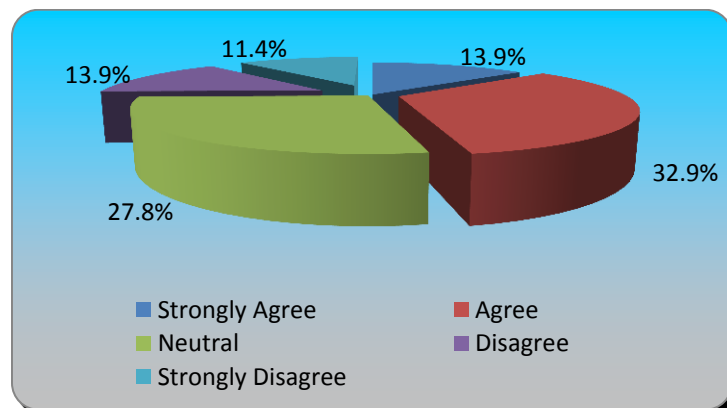
<b>I am, or have plans to become, a business owner: (multiple choice)</b>	<b>Responses</b>	
Yes	39	48.75%
No	41	51.25%
<b>Totals</b>	<b>80</b>	<b>100%</b>



<b>My quality of life is good. (multiple choice)</b>	<b>Responses</b>	
Strongly Agree	22	27.85%
Agree	45	56.96%
Neutral	9	11.39%
Disagree	3	3.80%
Strongly Disagree	0	0%
<b>Totals</b>	<b>79</b>	<b>100%</b>

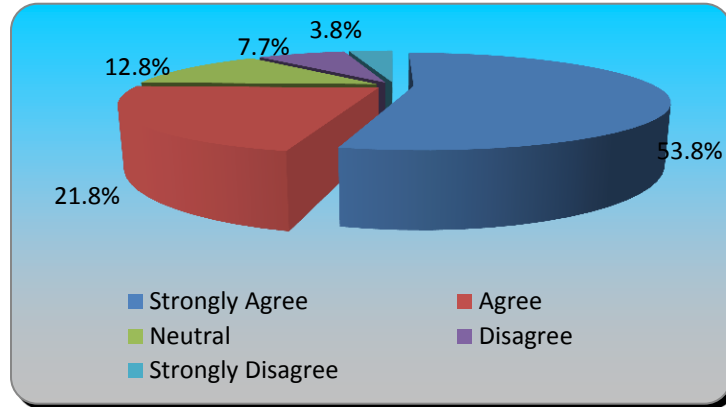


<b>I would buy a home next to a convenience store. (multiple choice)</b>	<b>Responses</b>	
Strongly Agree	11	13.92%
Agree	26	32.91%
Neutral	22	27.85%
Disagree	11	13.92%
Strongly Disagree	9	11.39%
<b>Totals</b>	<b>79</b>	<b>100%</b>



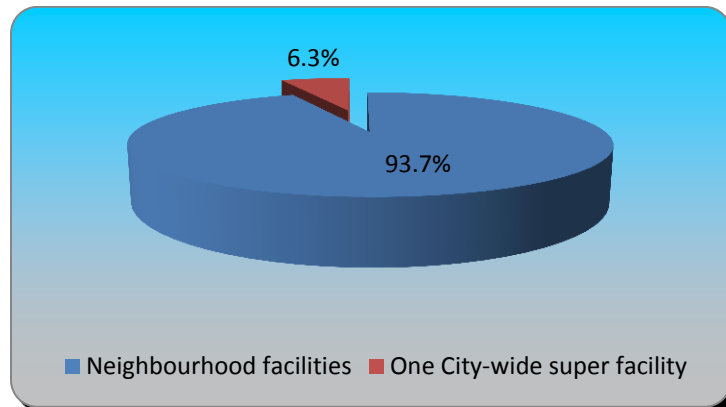
**I would support a small apartment building (4 story with only 16 units) in my neighbourhood. (multiple choice)**

	Responses	
Strongly Agree	42	53.85%
Agree	17	21.79%
Neutral	10	12.82%
Disagree	6	7.69%
Strongly Disagree	3	3.85%
<b>Totals</b>	<b>78</b>	<b>100%</b>



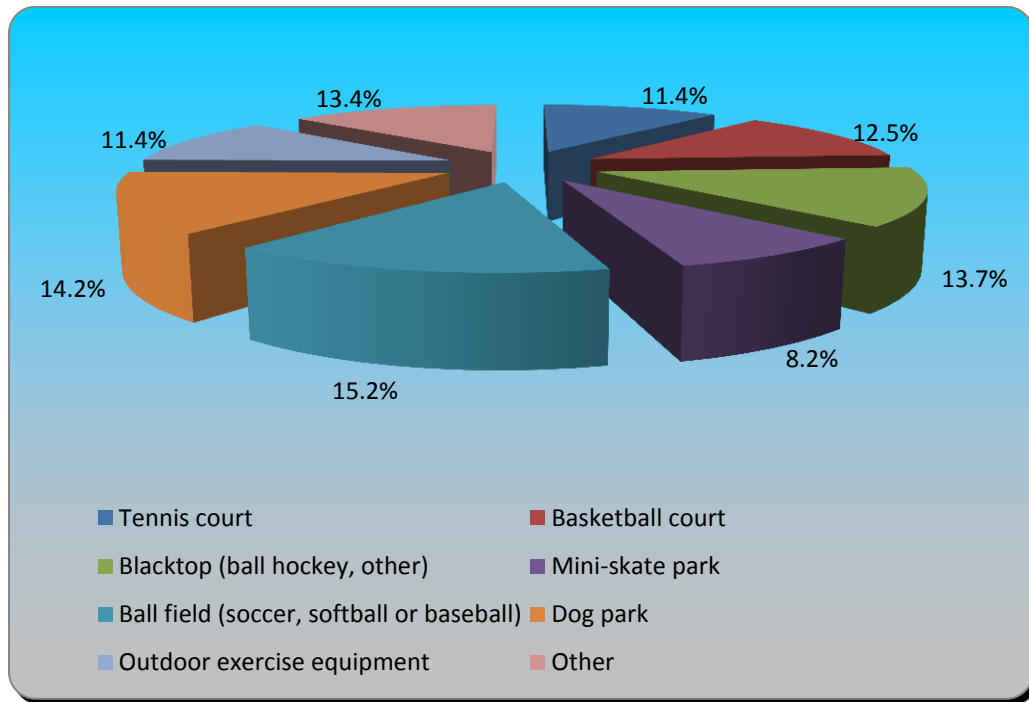
**Would you like to see these facilities replaced with similar sized new facilities in each neighbourhood or would you prefer to have one City-wide "super-facility"? (multiple choice)**

	Responses	
Neighbourhood facilities	74	93.67%
One City-wide super facility	5	6.33%
<b>Totals</b>	<b>79</b>	<b>100%</b>



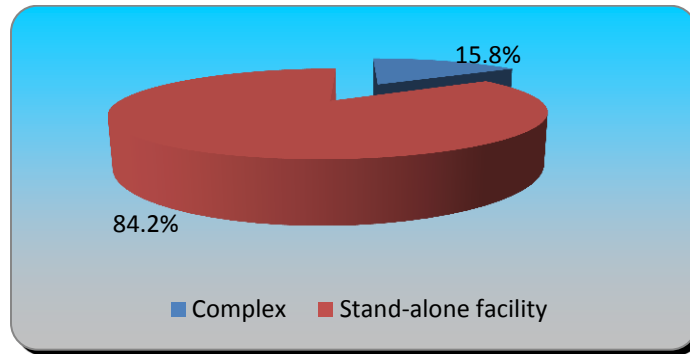
**In considering the development of neighbourhood parks, and assuming that open space, trails and a playground will be included, what additional amenities would you like to see: (select top 3) (priority ranking)**

	<b>Responses</b>
Tennis court	11.44%
Basketball court	12.49%
Blacktop (ball hockey, other)	13.69%
Mini-skate park	8.20%
Ball field (soccer, softball or baseball)	15.15%
Dog park	14.16%
Outdoor exercise equipment	11.44%
Other	13.43%
<b>Totals</b>	<b>100%</b>



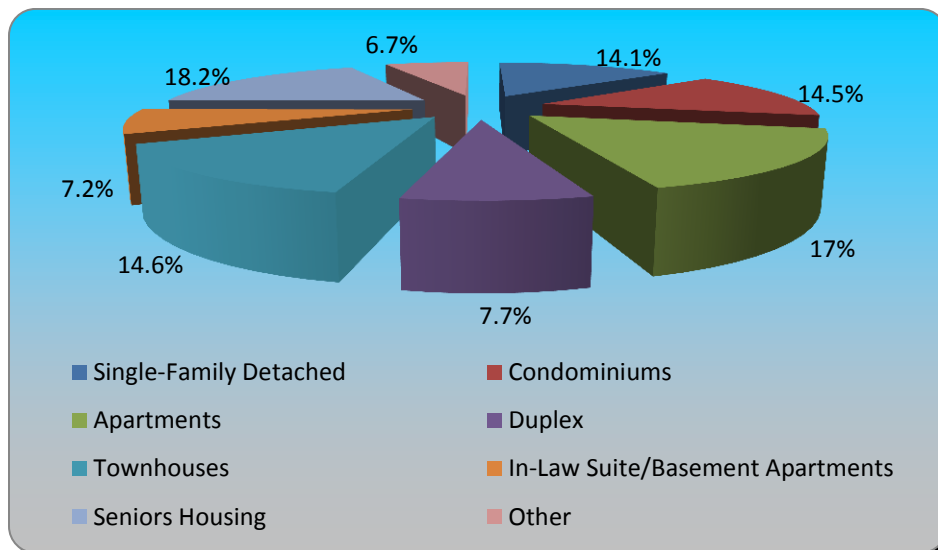
Considering outdoor facilities, would you prefer to have a complex with amenities grouped together which may require transportation to access the facility or would you prefer a single stand-alone facility in your neighbourhood within walking/biking distance? (multiple choice)

	Responses	
Complex	12	15.79%
Stand-alone facility	64	84.21%
<b>Totals</b>	<b>76</b>	<b>100%</b>



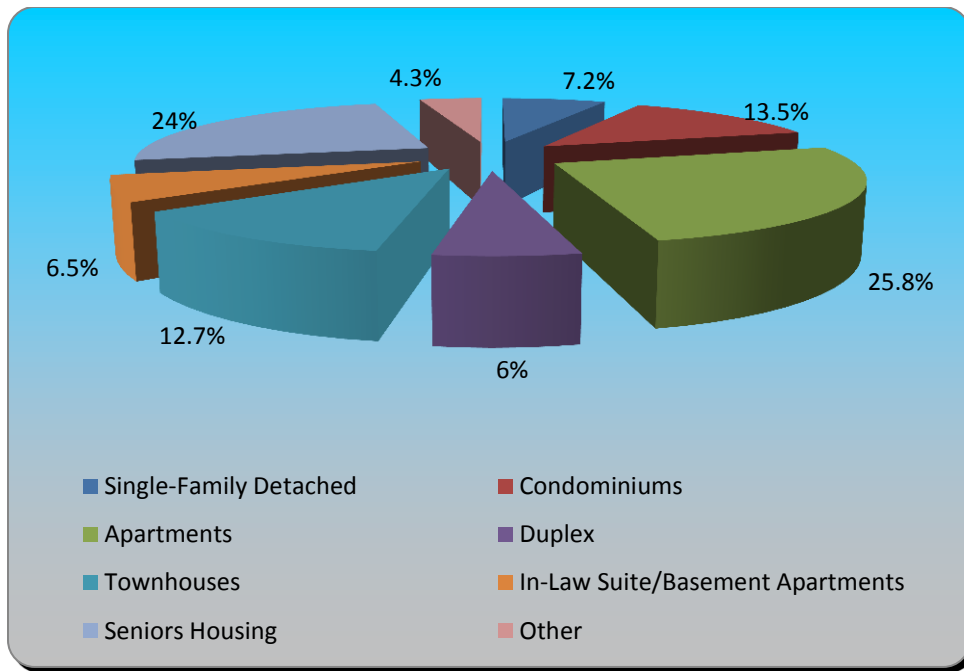
What are the top three types of residential development you would like to see in your NEIGHBOURHOOD? (Select top 3) (priority ranking)

	Responses
Single-Family Detached	14.09%
Condominiums	14.51%
Apartments	16.97%
Duplex	7.68%
Townhouses	14.62%
In-Law Suite/Basement Apartments	7.20%
Seniors Housing	18.20%
Other	6.72%
<b>Totals</b>	<b>100%</b>



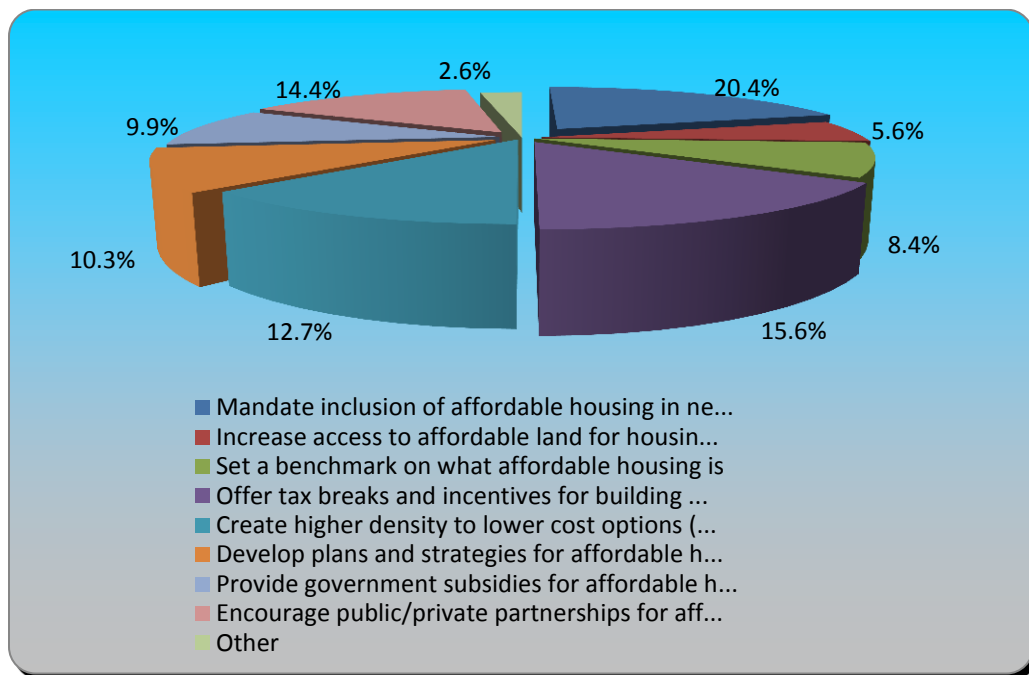
**What are the top three types of residential development you would like to see in your CITY? (Select top 3)(priority ranking)**

	<b>Responses</b>
Single-Family Detached	7.19%
Condominiums	13.48%
Apartments	25.75%
Duplex	6.04%
Townhouses	12.68%
In-Law Suite/Basement Apartments	6.54%
Seniors Housing	23.99%
Other	4.33%
<b>Totals</b>	<b>100%</b>



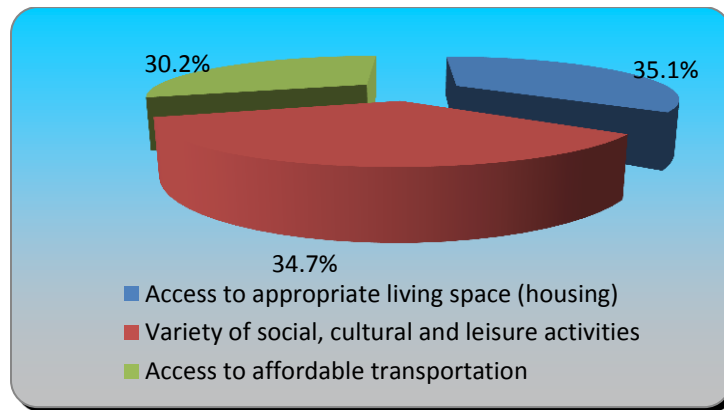
**What are the top three ways to encourage more “affordable” housing to be built within the City? (Select top 3) (priority ranking)**

	<b>Responses</b>
Mandate inclusion of affordable housing in neighbourhoods	20.42%
Increase access to affordable land	5.61%
Set a benchmark on what affordable housing is	8.36%
Offer tax breaks and incentives for building	15.62%
Create higher density to lower cost options	12.71%
Develop plans and strategies	10.31%
Provide government subsidies	9.91%
Encourage public/private partnerships	14.41%
Other	2.65%
<b>Totals</b>	<b>100%</b>



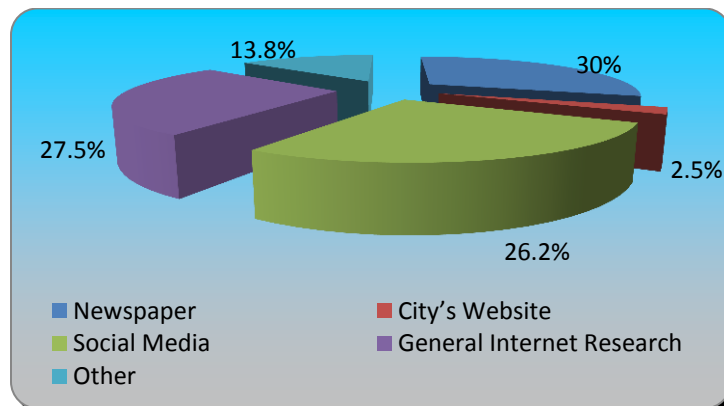
**A City that values and engages the perspective of the next generation is a dynamic and forward looking city. Beyond employment opportunities, there are other factors which are important to retain and/or attract younger people to St. John's. Please rank the following three factors in order of priority. (priority ranking)**

	<b>Responses</b>
Access to appropriate living space (housing)	35.13%
Variety of social, cultural and leisure activity	34.69%
Access to affordable transportation	30.18%
<b>Totals</b>	<b>100%</b>



**St. John's is recognized for a wealth of artistic talent. If you were interested in learning about art events and activities where would you first think of searching for this information? (multiple choice)**

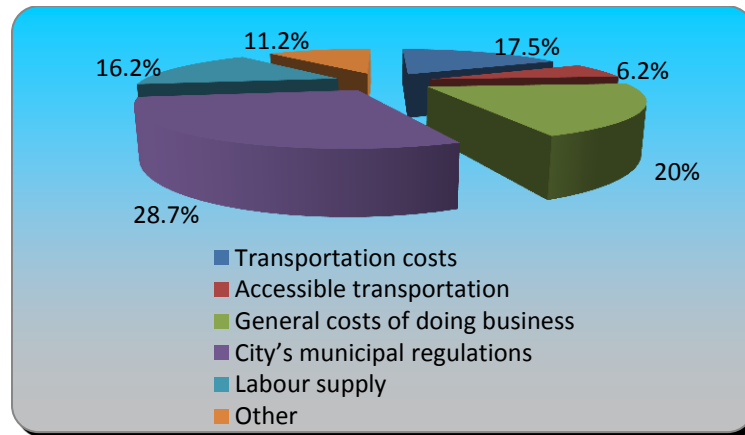
	<b>Responses</b>	
Newspaper	24	30%
City's Website	2	2.50%
Social Media	21	26.25%
General Internet Research	22	27.50%
Other	11	13.75%
<b>Totals</b>	<b>80</b>	<b>100%</b>





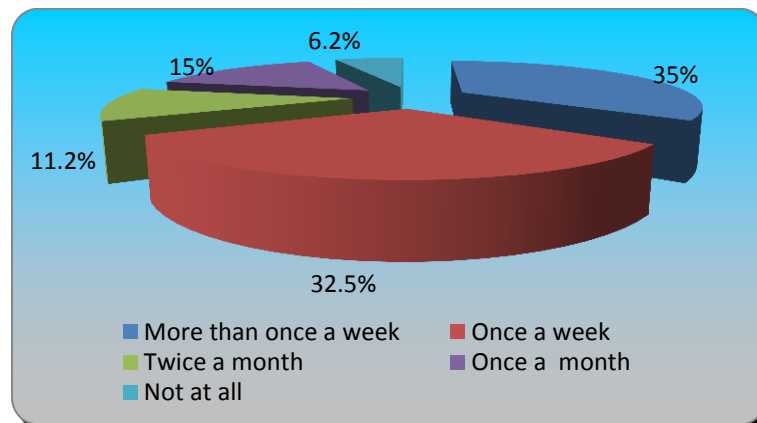
**There is increased business activity in St. John's. However, the private sector is still relatively small in comparison to other Canadian cities of comparable size. Which ONE of the following factors is the greatest barrier to increased business development in St. John's? (multiple choice)**

	Responses	
Transportation costs	14	17.50%
Accessible transportation	5	6.25%
General costs of doing business	16	20%
City's municipal regulations	23	28.75%
Labour supply	13	16.25%
Other	9	11.25%
<b>Totals</b>	<b>80</b>	<b>100%</b>



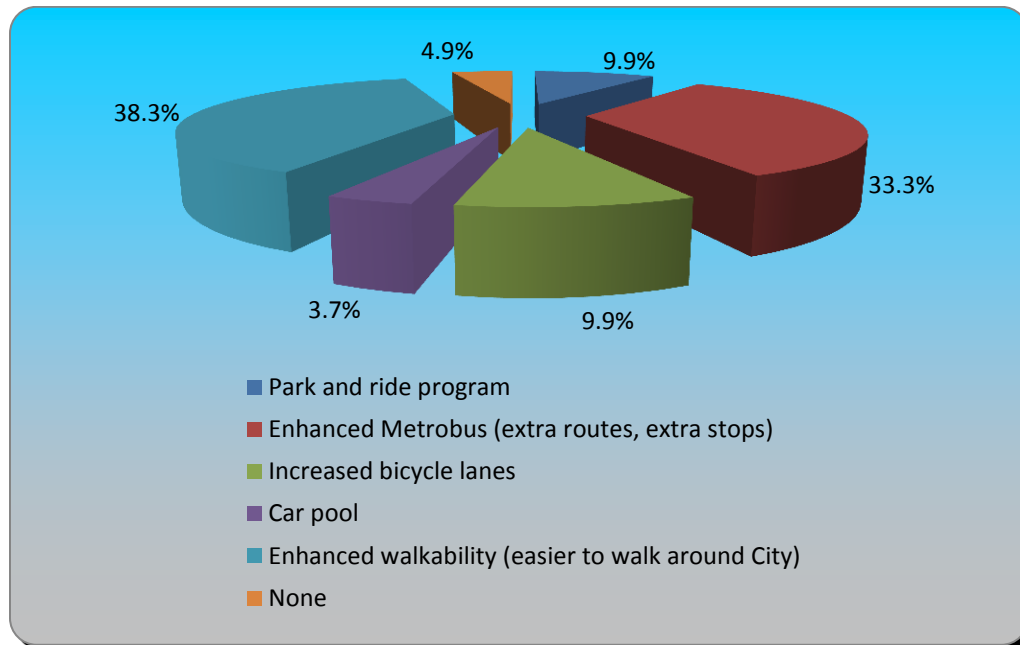
**How often would you shop at a year-round community marketplace if one were available? (multiple choice)**

	Responses	
More than once a week	28	35%
Once a week	26	32.50%
Twice a month	9	11.25%
Once a month	12	15%
Not at all	5	6.25%
<b>Totals</b>	<b>80</b>	<b>100%</b>



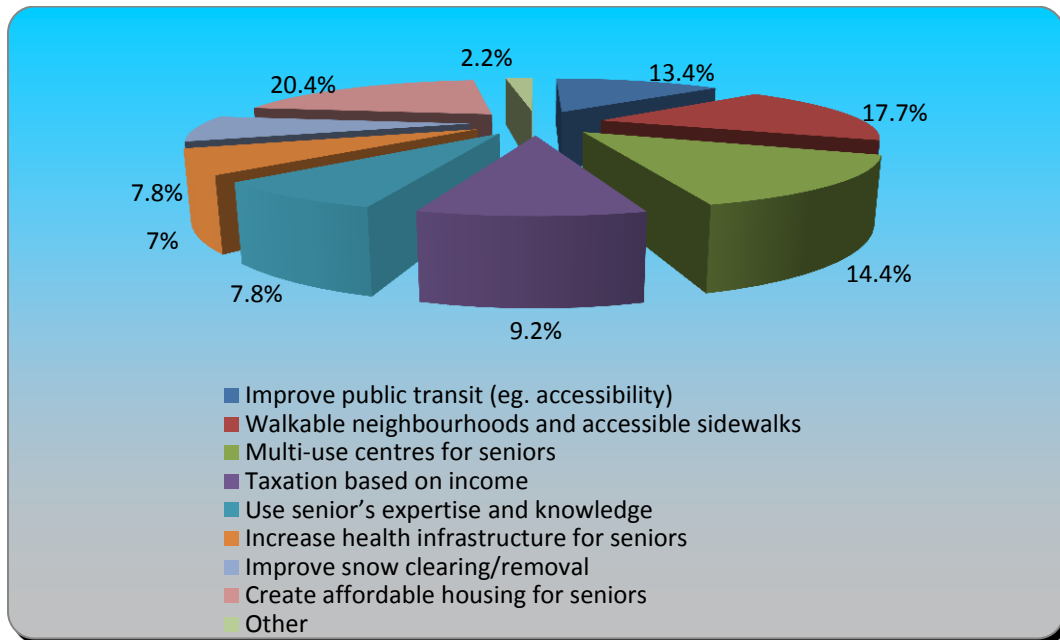
**Attractive and progressive cities are those that embrace a variety of environmentally responsible transportation methods. Which of the following would YOU USE on a regular within St. John's if available to reduce the environmental impact of cars on our roads? (multiple choice)**

	Responses	
Park and ride program	8	9.88%
Enhanced Metrobus (extra routes, extra stops)	27	33.33%
Increased bicycle lanes	8	9.88%
Car pool	3	3.70%
Enhanced walkability (easier to walk around City)	31	38.27%
None	4	4.94%
<b>Totals</b>	<b>81</b>	<b>100%</b>



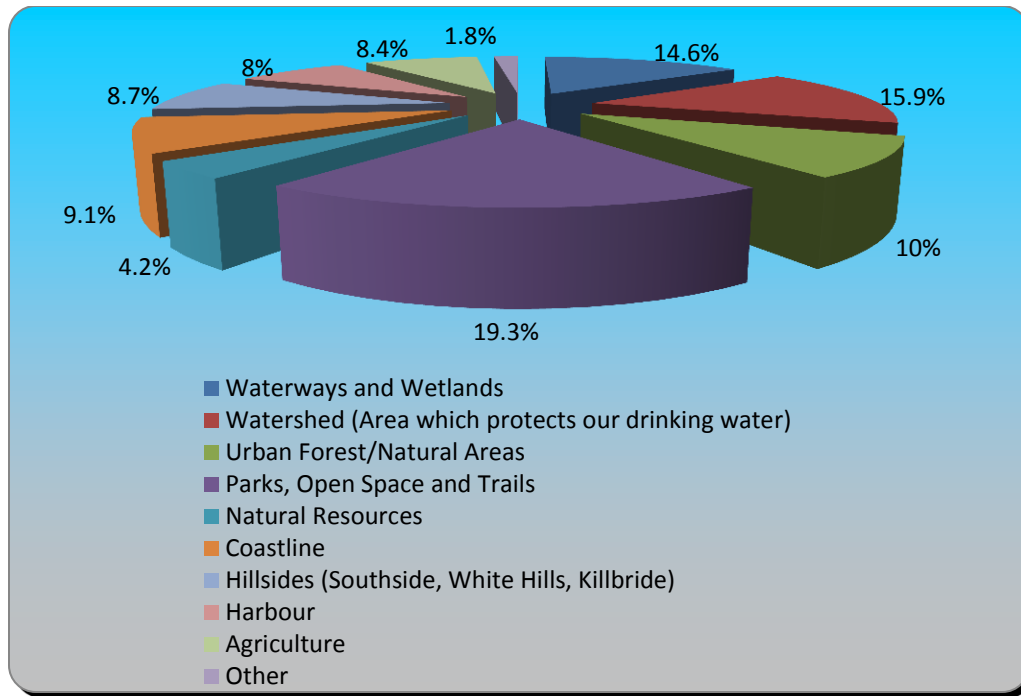
**When planning for an aging population, the City should consider: (Select top 3)**

	<b>Responses</b>
Improve public transit (eg. accessibility)	13.42%
Walkable neighbourhoods and accessible sidewalks	17.71%
Multi-use centres for seniors	14.41%
Taxation based on income	9.23%
Use senior's expertise and knowledge	7.84%
Increase health infrastructure for seniors	7.01%
Improve snow clearing/removal	7.79%
Create affordable housing for seniors	20.37%
Other	2.22%
<b>Totals</b>	<b>100%</b>



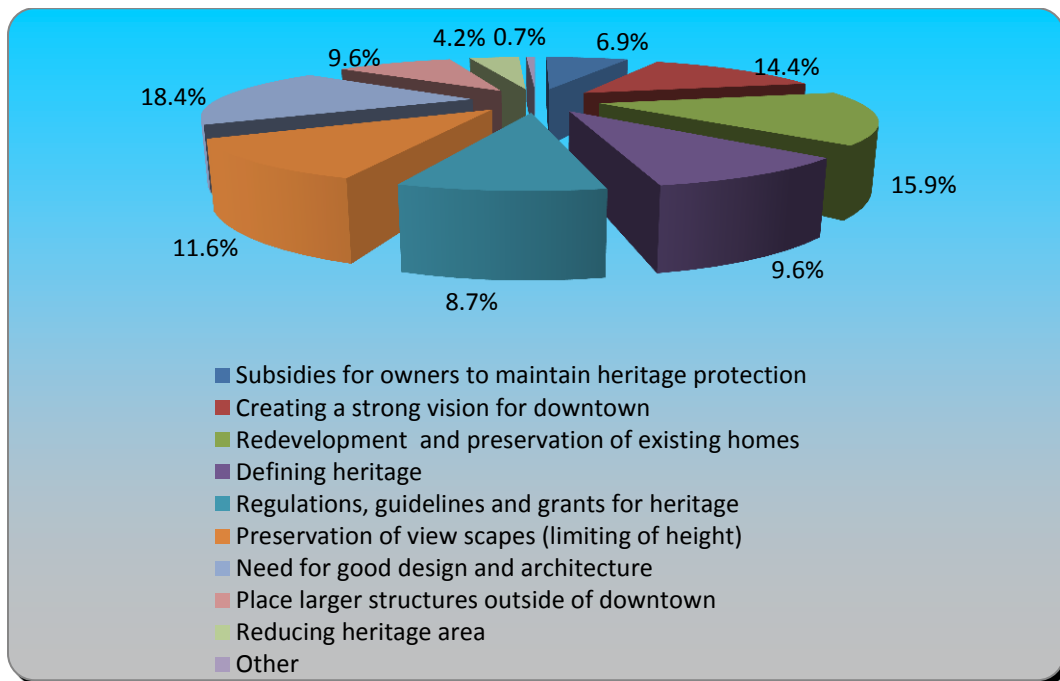
The following is a list of environmental issues dealt with in the City's Municipal Plan, which do you feel are the most important to be dealt with? (Select top 3) (priority ranking)

	Responses
Waterways and Wetlands	14.65%
Watershed (Area which protects our drinking water)	15.94%
Urban Forest/Natural Areas	10%
Parks, Open Space and Trails	19.31%
Natural Resources	4.21%
Coastline	9.06%
Hillsides (Southside, White Hills, Killbride)	8.71%
Harbour	7.97%
Agriculture	8.37%
Other	1.78%
<b>Totals</b>	<b>100%</b>



**The City should ensure the integrity of our Heritage Areas while encouraging new development by: (Select top 3) (priority ranking)**

	<b>Responses</b>
Subsidies for owners to maintain heritage protection	6.90%
Creating a strong vision for downtown	14.40%
Redevelopment and preservation of existing homes	15.93%
Defining heritage	9.58%
Regulations, guidelines and grants for heritage	8.70%
Preservation of view scapes (limiting of height)	11.57%
Need for good design and architecture	18.38%
Place larger structures outside of downtown	9.63%
Reducing heritage area	4.17%
Other	0.74%
<b>Totals</b>	<b>100%</b>



**The top three ways to balance development with environmental sustainability are: (Select top 3) (priority ranking)**

	<b>Responses</b>
Creation of community and rooftop gardens	9.89%
Protection of watersheds and wetlands	13.52%
Enhanced mandatory recycling	8.90%
More environmental regulations and building standards	12.97%
Maintain a balance between development and environment	12.57%
More green space and parks	10.79%
Agricultural land must be preserved	7.60%
Encourage walking oriented city	11.98%
Improve public transit	11.28%
Other	0.50%
<b>Totals</b>	<b>100%</b>

