



City of St. John's  
ANNUAL REPORT 2002

---

**Front and Back Cover Artwork by George McLachlan:**

Mr. MacLachlan has spent most of his working life as a commercial illustrator and painter in Vancouver, British Columbia, however his family roots reach to St. John's, where his father was born. George has made several visits to St. John's and has found inspiration for his paintings in the city and surrounding area.



## A Vibrant City

Poised at the brink of the North Atlantic, St. John's is the heart of Newfoundland and Labrador's 17,000 kilometre coastline. From the sweeping ocean vistas of Signal Hill to the tranquil settings of Bowring and Pippy parks, St. John's is a truly inspiring place to live and visit.

Renowned for its friendly people and lively atmosphere, St. John's is a university town and home to 20,000 post-secondary students attending institutes which include Memorial University of Newfoundland and the College of the North Atlantic.

St. John's is also a city of opportunity - a \$6 billion economic powerhouse with industries such as offshore oil and gas driving economic growth. The city's more than 3,500 businesses are creating success stories around the world with an entrepreneurial spirit nurtured from more than 500 years of export and trade.

A long-cherished spirit of creativity has also established St. John's as the cultural heart of eastern Canada. The city's vibrant arts scene brings life to the historic downtown and showcases the tremendous artistic talent of the people of Newfoundland and Labrador.




**Top Left:** The spectacular panoramic view from Cabot Tower on historic Signal Hill.

**Bottom Left:** Colourful shops line the east end of Duckworth Street in the historic downtown.

**Right:** Summer in Memorial University of Newfoundland's Botanical Gardens.





## Message from the Mayor

On behalf of City Council, I am pleased to present the City of St. John's 2002 Annual Report detailing the work of our municipal government over the past year. The publication of this report is part of our continuing efforts to keep citizens informed about the delivery of public services.

The St. John's economy performed exceptionally well in 2002 with record economic growth of approximately 12%. Housing starts increased 31% to reach their highest level in a decade and continued gains in the labour market pushed the unemployment rate to its lowest level since 1975.

The City administered its annual operating and capital budget of more than \$140 million in 2002 and continued its pay-as-you-go policy for capital works financing. This fiscal approach has enabled the City to reduce debt servicing charges and increase capital expenditures. Also in 2002, the City joined with the Province of Newfoundland and Labrador in a 50/50 cost sharing program for the expenditure of almost \$30-million on major infrastructure improvements.

The clean-up of St. John's Harbour continued to be a top priority for City Council in 2002. In November, the Government of Canada confirmed its \$31-million contribution to the harbour clean-up project and cleared the way for the commencement of Phase 2 - the construction

and operation of a conventional primary sewage treatment plant and supporting infrastructure. The capital cost for Phase 2 is estimated at \$93,700,000, cost-shared by the Government of Canada, the Province of Newfoundland and Labrador, the City of St. John's, the City of Mount Pearl and the Town of Paradise.

Providing responsive, consistent service delivery and improving the overall relationship with citizens is a priority for the City of St. John's. In 2002, the City began implementing a Citizen Relationship Management (CRM) strategy and hired its very first Citizen Service Representatives in preparation for the implementation of a centralized call centre and citizen service centre.

Results are created by people and I am constantly encouraged by the dedication of the City's more than 1,000 highly professional and motivated employees. Working together we will continue to deliver public services which are responsive and accountable to all citizens.

Andy Wells  
Mayor



## Meeting the Needs of our Citizens: One Stop City Services



As part of its Corporate Planning and Development, Council in June of 2001, approved the implementation of a Citizen Service Strategy for the City of St. John's. The Citizen Service Strategy, under the theme of "Access St. John's - One Stop City Service" will be comprised of three components:

- a fully interactive e-government web portal providing citizens access to a range of City services;
- a common citizen profile data base and customer response management system to provide a city-wide response to individual requests for information and/or services through a centralized call centre;
- a one-stop, front-counter access via Citizen Service Centres.

In October of 2002, the first Citizen Service Representatives (CSR's) were selected through a rigorous process of interviews and testing. These CSR's were given extensive training in Citizen Relationship Management in preparation for implementing the centralized call centre within the various departments, commencing with the Department of Public Works and Parks in November, 2002. The Department of Building and Property Management is scheduled for implementation in early Spring of 2003, followed by the Department of Engineering and Planning and the Department of Finance. The City's website is due to be fully operational by early January 2003, with full front counter service being implemented in February 2004.

## Investing in Our People



Employee training and development is a key element in ensuring the successful delivery of quality service to the citizens of St. John's. The City of St. John's believes that the employee is a critical organizational asset and that training and development is essential for the enhancement of employee performance and career development. In 2002, the City of St. John's coordinated approximately eighty-six training programs ranging from health and safety, customer service, technical skill development and various on-the-job and skills training programs.

The training programs delivered at the City are prioritized based upon:

- identified gaps in skill and/or knowledge
- observation of labour trends
- industry standards for various occupations

Many of the training programs were designed, developed, and implemented using internal resources and expertise while others were delivered through partnerships with local community organizations and consultants. In addition, the City also supports employee initiated professional development by offering educational assistance for tuition and books.

## Keeping the City in Shape: Capital Investment

On an annual basis, the City of St. John's invests in a variety of strategic infrastructure projects. Major construction activities in 2002 included multi-year projects for which funding was initially provided in previous years, as well as programs and new initiatives funded through cost sharing with the Province and the City's annual Capital Works program.

Work on projects in progress included 95% completion of:

- Northeast Expansion Zone - a \$2,650,000 project for the construction of a water reservoir, transmission main and pump station upgrade;
- Southwest Development Area - an \$11,240,000 project for the construction of a water reservoir, transmission main and trunk sewer extension which will open up this area for major residential and commercial development.

In 2002, Council joined with the Province in 50/50 cost sharing of a program for the expenditure of almost \$30,000,000 over three years on major infrastructure improvements. Much of this work relates to storm sewer and surface drainage improvement identified in consequence of the major rainfall event of Hurricane Gabriel in 2001. Construction progress on these works in 2002 ranged from design and tender preparation for the larger projects to virtual completion of some of the smaller ones.

Council also committed to an expenditure of \$31,000,000 to provide improvements to the Windsor Lake water supply. This will include a new treatment plant and an increase in supply from the Broad Cove River watershed. The first construction work is anticipated in mid-2003, and a 3-year construction period is expected.

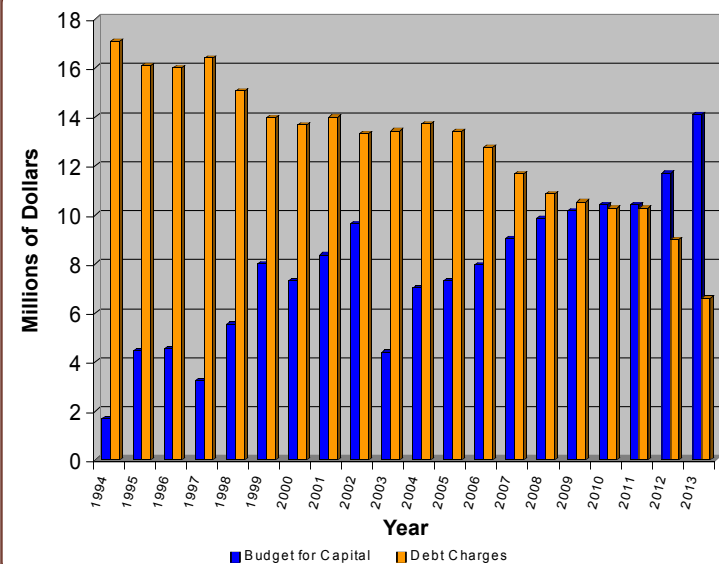
The City's annual Capital Works program for 2002 approved expenditures (mostly from revenue) totaling \$7,638,800. Of this, \$4,448,000 was allocated for major municipal infrastructure, including such items as streets, sidewalks, water and sewer, storm drainage, retaining walls, traffic signals and mapping. Construction was completed within the calendar year for most of those projects.

## Capital Works: Pay-As-You-Go Financing

Resulting from a review of financial status in the mid 1990s, the City of St. John's adopted a "pay-as-you-go" approach to capital works financing. The result has been a reduction in debt servicing charges and an increase in capital expenditures.

In 1994 when the pay-as-you-go policy was first introduced, the City's capital budget was \$1.7 million and debt charges were \$17 million. In 2002, the City's capital budget from revenue was \$9.6 million with debt charges of \$13.3 million. By 2010, the City's contribution to capital and debt servicing is projected to be the same - \$10 million, and by 2013, the capital program out of revenue will be \$14.1 million with debt charges of \$6.6 million.

Pay-As-You-Go Financing



## St. John's Harbour Clean-up



While St. John's Harbour is the commercial heart of the region, it is also the receiving water body for sewage and stormwater. It is estimated that approximately 120 million litres (26.6 million gallons) of raw sewage and stormwater enters the harbour daily through the City's sewer infrastructure. During wet weather storm events, the harbour can receive 4 to 5 times the daily amount from its sanitary sewerage system.

Considerable work has been carried out since 1974 to develop a viable wastewater treatment program for St. John's harbour. This earlier work culminated in a Comprehensive Environmental Management Plan (CEMP) which established the preferred approach to the cleanup project.

The CEMP recommended a phased approach to the clean-up. Phase 1 which has already been completed, focused on providing immediate relief to the western end of the harbour (cost of approximately \$10.5 million). In November, the Government of Canada confirmed its \$31 million contribution to the harbour clean-up project and cleared the way for the commencement of Phase 2. The focus of Phase 2 of the project is the construction and operation of a conventional primary

sewage treatment plant and supporting infrastructure. The capital cost for Phase 2 is estimated at \$93,700,000, cost-shared by the Government of Canada, the Province of Newfoundland and Labrador, the City of St. John's, the City of Mount Pearl and the Town of Paradise.

The harbour cleanup is the largest single capital project ever undertaken by the City of St. John's. The City is committed to the project and continues to work towards its completion.

Project highlights for 2002 include:

- Pre-Design for Primary Treatment Plant (PTP) started
- Pre-Design for Harbour Interceptor Sewer (HIS) started
- GIS Survey and Existing Conditions Survey of HIS route started
- Dispersion Model of Harbour carried out and final report submitted
- Initial stages of Environmental Impact Statement started for Federal Environmental Assessment



## Protecting our Citizens: Regional Fire Services



The St. John's Regional Fire Department (SJRFD) is a progressive organization consisting of 234 paid members and 30 volunteers operating from seven fire stations strategically located throughout the region. The SJRFD is responsible for providing many essential services within the region of St. John's, Mount Pearl, Paradise and Petty Harbour/Maddox Cove - a population base in excess of 170,000 and approximately 460 square miles. The SJRFD also provides Emergency Protection Services upon request to the surrounding communities of Logy Bay/Middle Cove/Outer Cove, Portugal Cove/St. Phillips, Witless Bay and Torbay.

Emergency Protection Services provided by the SJRFD include:

- Fire Response
- Medical Response
- Motor Vehicle Extrication

- Cliff Rescue
- Cold Water Rescue
- Hazardous Materials Response
- Fire Inspections
- Pre-Fire Planning
- Operation of the 911 Emergency System for the North East Avalon Peninsula

In 2002, the St. John's Regional Fire Department responded to 4,100 emergencies and alarms and allocated a total budget of \$15.5 million. Fire prevention remained a priority for the Department in its effort to fight fires with knowledge. Among noteworthy activities for the year, the SJRFD:

- conducted 1,214 fire prevention inspections at residential, business and public structures
- delivered 317 fire safety training/lectures and conducted 54 fire drills
- drafted 330 pre-fire plans
- held 1,485 meetings and consultations





## Delivering Municipal Services: Public Works and Parks

Providing public works and parks services is integral to City operations. In 2002, employees of the Department of Public Works and Parks:

- maintained 1,192 lane-kilometres of asphalt, traffic signs, and lights;
- cleared all streets of snow, ice, and debris (workers spread 28,686 tonnes of salt and 1,836 tonnes of sand to control street icing);
- attended to 466 kilometres of water mains and 697 kilometres of sanitary and storm sewer mains;
- cleared 921 sewer lateral blockages, completed 74 sewer lateral and 64 water lateral excavations;
- repaired 88 water main breaks, flushed 113 blocked sewer mains, and completed 6 sewer-main excavations;
- landscaped, groomed, and developed 39 parks, 1287 hectares of open space, 87 playgrounds, and more than 70 sports fields and basketball and tennis facilities;
- managed 80 kilometres of trails and attended to more than 35,000 mature trees;
- managed the Robin Hood Bay landfill and collected 30,833 tonnes of garbage from 32,000 units;
- maintained the City's fleet of over 400 vehicles;
- attended to the needs of lost, abandoned or injured animals. The Animal Control Division handled 2,281 animals in 2002, with 509 being reclaimed or adopted.

In 2002, employees responded to 22,873 service requests, up 13% from 2001. Of the total requests: 32.0% were for water and sewer services, 18.2% for snow clearing or ice control, 15.1% for animal control services, 8.5% for streets and sidewalk services and 18.1% for garbage collection and disposal services.

To evaluate the performance of the Department, 271 questionnaires were sent to a random sampling of people who received a direct service. Of those, 150 people (55.4%) replied. The Department was extremely pleased with the high satisfaction ratings.

### Summary of Service Evaluation Results

Item (Maximum rating = 3.0)	Period			
	Jan-Mar 2002	Apr-June 2002	July-Sept 2002	Oct-Dec 2002
<b>Switchboard Operator:</b>				
Promptness	2.6	2.8	2.9	2.8
Attitude	2.8	2.9	2.8	2.7
Understanding the Problem	2.7	2.8	2.8	2.7
<b>On-site Supervisor:</b>				
Attitude	2.8	3.0	2.9	2.7
Kept Informed of Progress	2.9	3.0	2.8	2.7
<b>Work Crew:</b>				
Attitude	2.9	2.9	2.9	2.8
Efficiency	2.8	3.0	2.9	2.6
<b>General:</b>				
Work Completed in Timely Manner	2.7	2.9	2.8	2.6
<b>Overall Rating of Service</b>	<b>2.7</b>	<b>3.0</b>	<b>2.8</b>	<b>2.7</b>



## Promoting a Healthy Community: Recreation and Leisure

The City of St. John's offers its citizens a diverse selection of recreation programs. The City takes pride in its efforts to encourage community development, social activities and exercise for all its citizens.



In 2002, more than 5,600 participants took part in the City's Summer Programs, including children's day camps and play programs, tennis and water sport programs and outdoor camping and recreation programs.

The City of St. John's Recreation Department was fortunate to be one of nine cities across Canada to be awarded a Sunlight Play Day Grant of \$10,000 to plan and execute a large family fun day. The 2002 Sunlight Play Day took place on Sunday, September 22 and was a great success with approximately 3,000 individuals from St. John's and surrounding areas taking part.

In addition to the Sunlight Play Day, the Recreation Department hosted two other family orientated Special Events; National Child Day (November) and the Annual Tree Lighting Ceremony (December). Over 600 individuals attended these events.

The Community Development Division worked with a variety of community-based organizations throughout 2002 including arts, service, recreation and parks, sports, youth organizations and neighbourhood groups, among others. In total, the Division worked with 145 community organizations on approximately 287 initiatives.

### Highlights:

- More than 3,000 teams utilized outdoor sport fields in 2002 (soccer, softball and baseball);

- Bowring Park and Bannerman Park Pools saw over 56,000 visits from the citizens of St. John's and surrounding areas. This number has increased 26,000 over the last three years;
- 3,400 people participated in AquaQuest Swimming Lesson Programs and over 45,000 users participated in Public Swims at the H.G.R. Mews Community Centre and the Wedgewood Park Recreation Centre;
- 1,300 seniors registered in 50+ programs including fitness, music, dance and other recreational programs;
- More than 23,000 people participated in dryland and aquatic fitness programs;
- In conjunction with The Newfoundland Racquetball Association, the Department of Recreation offered free racquetball clinics at The H.G.R Mews Community Centre in the fall of 2002. It is hoped that the success of these clinics will lead to the start of a men's and women's racquetball league in 2003.

The R.E.A.L. Program provides recreation and leisure opportunities through the provision of program and financial assistance to as many children and youth as possible, who due to their financial circumstances, are unable to participate in registered recreation activities.



The R.E.A.L. Program is a service that matches children and youth up to the age of 18 with organized, registered recreational activities of their choice. Activity areas include the arts, recreation, and sport.

When the program was initiated it was predicted that 300 children and youth would be placed in recreational activities of their choice. The program was officially launched on March 14th, 2002 and 480 children and youth were placed in registered activities, 63% more than originally predicted.

## The Advancing Economy

The City of St. John's is committed to economic development and actively promotes the City as an optimum place to do business. The City's Economic Development Division works with partners in industry, government and education to develop strategies which support the expansion of the local economy.

2002 was a record-breaking year for the St. John's economy with real gross domestic product (GDP) growing by an unprecedented 11.9% to total \$5.71 billion. This impressive economic growth was driven largely by increased oil production - approximately 80% of real GDP growth was attributable to the oil industry. Annually, the oil and gas industry injects almost \$800 million dollars into the St. John's economy.

Economic growth in 2002 was also driven by substantial gains in the St. John's labour market. Employment increased by 2.2% to reach a record 87,800 and the unemployment rate fell to its lowest level since 1975 to stand at 8.9%. Labour force participation rates, an indicator of worker confidence, also increased in 2002 to average 67.6%.

The number of business occupancies recorded by the City reached 3,599, of which 378 were classified as home-based businesses and 588 were located in the downtown.

### Economic Indicators

St. John's Metro, 2002

Indicator	Value	% Change 2001 - 2002
Real GDP (1997\$ M)	5,710	11.9
Personal Income (\$M)	5,213	5.2
Retail Trade (\$M)	2,194	3.3
Housing Starts	1350	31.0
CPI (1997=100)	108.5	2.5
Employment	87,800	2.2
Unemployment Rate	8.9%	-0.2 pts
Labour Force Participation Rate	67.6%	1.0 pts

Capital investment remained strong throughout 2002 with a total of 4,465 building permits issued by the City totaling \$123.2 million. Some of the major construction projects undertaken in the city included:

- National Research Council extension, Prince Philip Drive; \$5.0 million
- Apartment Building, Blackmarsh Road; \$4.6 million
- Sobey's, Newtown Road; \$3.1 million
- Water Treatment Plant, Windsor Lake; \$3.1 million
- Island Furniture, Aberdeen Avenue; \$2.0 million
- Law Society Building, Water Street; \$1.6 million
- Winners, Aberdeen Avenue; \$1.6 million
- Sobey's renovations, Ropewalk Lane; \$1.5 million
- ICT Group, customer contact centre, Torbay Road; \$1.5 million
- Littledale renovation, Waterford Bridge Road; \$1.0 million



In 2002 the Economic Development Division completed a strategic marketing plan which outlined future directions for the City's business development initiatives. The plan identified the need to build on key industries and recommended the City institute an integrated marketing program to establish St. John's as a Centre of Ocean Excellence. In November, the St. John's Board of Trade joined with the City to unveil the Centre of Ocean Excellence logo and the first marketing materials promoting St. John's as a thriving ocean centre.

## The Growing Tourism Sector

The City's Tourism Division is responsible for product development and marketing St. John's as a destination for tourists. Working with public and private sector industry partners, focus is placed on cruise industry development, festivals and events and travel writers. The Division also operates a seasonal visitor information centre.



### Canada-New England Cruise Symposium

The City of St. John's Economic Development and Tourism Department hosted the 4th Annual Canada-New England Cruise Symposium, from June 6 - 8, 2002. The Symposium brought together 140 delegates representing cruise lines, travel media, port authorities, municipalities, shipping agencies and tour operators from Canada, the United States, Iceland, England, Ireland and Germany for a series of conference sessions on the cruise industry.

In addition to the Symposium Sessions, the City worked with local industry partners in hosting a Pre-Conference Workshop focusing on the growth and development of the cruise industry in Newfoundland and Labrador.

Special ceremonies to mark the Rotterdam's inaugural visit to port were held during the cruise symposium, which provided speakers and delegates with first hand knowledge about the City of St. John's and St. John's Cruise Committee programs for cruise visitors.

The tourism industry in St. John's recorded another strong performance in 2002. The city played host to a total of 1,062,819 visitors with the number of out of province visitors increasing 3.6% to 326,819. Out of province visitors spent an estimated \$122.4 million in St. John's in 2002, up 3.3% over the \$118.5 million spent during the previous year.

The cruise market was one of the fastest growing segments of the St. John's tourism industry in 2002. The city hosted 18 cruise ship calls with a record 12,191 passengers and 6,077 crew. A total of three different cruise ships utilized St. John's as a turn around/home port. The economic impact of the cruise sector increased by 25% in 2002 to total \$1.73 million. Positive gains were made in both the in-transit and turn around/home porting markets.

### Other highlights of the 2002 tourist season:

- The number of direct international arrivals at St. John's International Airport increased 11.1% to 17,097;
- A total of 195 group tours visited St. John's bringing 7,543 visitors to the region and contributing approximately \$2.43 million to the local economy;
- Almost 500 Icelandic shoppers visited St. John's spending approximately \$624,000.

### St. John's Days

A Celebration of the Culture, History, and Spirit of North America's Oldest Port.

Depending on which way you count it, June 21-23, 2002 was the City's 505th or 419th birthday! To mark the occasion, the City partnered with the Downtown Development Commission and a variety of local arts and heritage organizations to celebrate with St. John's Days. Hosting a week-end of free events ranging from magic shows to outdoor concerts, the City celebrated its birthday and kicked off the summer season.



## Cultivating a Creative City

### Public Art

In 2002, Council added 14 new pieces to its civic art collection and approved a new Public Art Program. The program revised existing art procurement policies and created new policies and procedures for commissioning and receiving donations of public art.

The goals of the new Public Art Program are to:

- contribute to the quality of life of our citizens by increasing their access to the visual arts;
- to invest in the local arts community;
- to enhance our social, physical, and economic environments by displaying art in public places.

### 2-4 Symes Bridge Road

The City of St. John's entered into an agreement with the St. John's Independent Artists Cooperative (IAC) to use and maintain this municipal building for arts related purposes. Through this agreement, the City of St. John's is providing the arts community with much needed space for the creation and rehearsal of new work.

The Independent Artists Cooperative was formed in August 2002 by a group of artists from different disciplines who wanted to create accessible space for independent producing artists - an inexpensive, non-discipline specific workspace that would help alleviate the near crisis situation facing many artists in the city.

Affectionately known as "The Indie Arts Coop", the IAC provides jam-space to bands, and office and studio space to visual artists, writers and artisans. The IAC also offers programs which respond to the needs of artists in the community. Through its programs and services, the IAC aims to raise the profile and confidence level of independent artists and assist independent artists in making their work accessible to the public.



### City as Canvas: Murals Project



In the Summer of 2002, the City partnered with the Newfoundland and Labrador Conservation Corp and Eastern Edge Art Gallery to create murals on retaining walls throughout the downtown. The murals have sparked new partnerships between the City, the local arts community, and community organizations. The murals brighten up the downtown and are popular with citizens and visitors alike. The goals of the "City as Canvas" project are to preserve cultural heritage and invest in contemporary artists.

## Arts Jury

The City of St. John's advocates and encourages the participation of its citizens and visitors in the many facets of amateur and professional arts, including theatre, dance, music, writing, film, visual arts, and crafts.

With a fund based on \$0.75 per capita, the City made a direct investment of \$84,500 in 6 festivals, 20 organizations, and 23 individual art projects in 2002. Applications are peer reviewed and assessed according to their artistic merit and resulting benefit to the community.

### Anna Templeton Centre



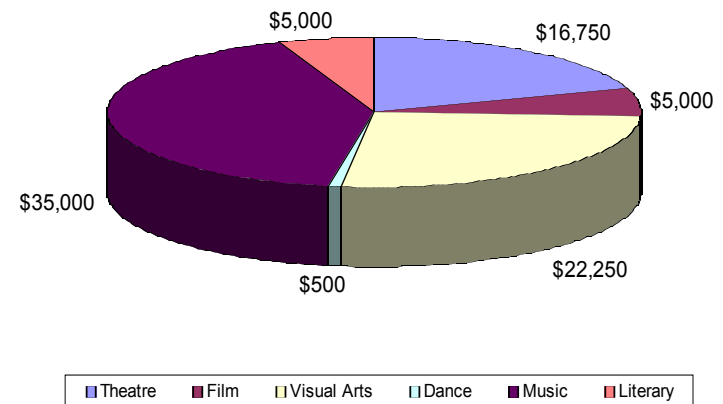
Council renewed its lease of 278 Duckworth St. to the Anna Templeton Centre for its continued pursuit of excellence in craft art and design. This heritage designated building houses the College of the North Atlantic's Textile Studies Course and the Centre offers classes and workshops for the citizens of St. John's in visual arts and craft. By hiring local artists as teachers and providing professional development courses, the Anna Templeton Centre is the heart of the downtown and its continual beating supports a vibrant and energetic arts community.

## Highlights from the 2002 Arts Jury:

- The City contributed to its first ever storytelling festival. Held at the LSPU Hall in downtown St. John's, accomplished story tellers from across Atlantic Canada and Quebec kept audiences spell bound with folk tales that resonated with young and old alike.
- The African Sanctus Project - Over 800 performers drawn from Memorial University of Newfoundland's School of Music, five St. John's high schools, various community and children's choirs, and the professional music community filled Mile One Stadium with a thunderous musical production blending styles from the indigenous music of Africa to 1970's rock, all set to texts of universal spirituality.

With continued support from the public sector, the arts community makes a substantial contribution to the cultural life of the City as well as to its economic development and growth.

**Grants to Artists by Artistic Discipline  
City of St. John's, 2002**



## Building International Alliances

The City of St. John's recognizes that much can be learned and achieved by forming alliances and joint working practices with other cities and communities.

In 2002, the City of St. John's was awarded full membership in the prestigious World Energy Cities Partnership (WECP) earning a place alongside some of the world's most recognized energy cities. Established in 1995, the WECP brings centres of energy together to foster business development and trade opportunities.

Membership in the WECP acknowledges St. John's as a significant player in Canada's oil and gas industry. Through the WECP, St. John's gains access to increased opportunities for economic development, trade, technology transfer and knowledge sharing. The partnership also affords significant opportunities for the local business community by providing access to a worldwide network of support services and resources. Other members of the WECP include, Houston, Texas; Aberdeen, Scotland; Stavanger, Norway; Perth, Australia and Villahermosa, Mexico.



## Renewing Historical Connections



On September 30, 2002, the City of St. John's and Waterford City, Ireland signed a twinning agreement. The cities of Waterford and St. John's share a common heritage as seen from family names to a shared seafaring expertise and traditional trade links. Through cultural development, travel and youth exchange the intention of the twinning agreement is to develop an understanding, mutual respect and friendship between the people of Waterford and St. John's.

### Photo Left:

St. John's Mayor Andy Wells at the official signing of the World Energy Cities Partnership (WECP) Memorandum of Understanding on May 6, 2002 in Houston, Texas.

Representatives of WECP member cities present for the signing:

(l-r): Ma Xiaolin - Vice Mayor, City of Daqing, China; Judy McEvoy - Deputy Lord Mayor, City of Perth, Australia; Peter Kelly - Mayor, City of Halifax, Canada; Lee P. Brown - Mayor, City of Houston, USA; Leif Johan Sevland - WECP President and Mayor, City of Stavanger, Norway; Andy Wells - Mayor, City of St. John's, Canada.



## City Council



**Seated (l - r):**

Deputy Mayor Colbert, Councillor Kevin Breen (Ward 4), Mayor Andy Wells, Councillor John Dinn (Ward 5), Councillor Shannie Duff (At Large)

**Standing (l - r):** Councillor Dennis O'Keefe (At Large), Councillor Keith Coombs (Ward 3), Councillor Sandy Hickman (At Large), Councillor Art Puddister (Ward 1), Councillor Frank Galgay (Ward 2), Councillor Paul Sears (At Large)

## Chief Commissioner and Directors



**Seated (l - r):**

Jill Brewer - Director, Recreation; Neil Martin - Director, Information and Corporate Services; Ron Penney - Chief Commissioner and City Solicitor; Art Cheeseman - Associate Commissioner and Director, Engineering and Planning; Elizabeth Lawrence - Director, Economic Development and Tourism

**Standing (l - r):**

Michael Dwyer - Director, Regional Fire Services; David Blackmore - Director, Building and Property Management; Paul Mackey - Director, Public Works and Parks; Guy Annable - Director, Human Resources

**Missing from Photo:**

Robert Bishop - Director, Finance and City Treasurer; Damian Ryan - City Clerk



## Report from the City Treasurer

To the Citizens of St. John's:

I am pleased to present the Financial Statements of the City of St. John's for the year ended December 31, 2002.

Budgeted consolidated revenues and expenditures for 2002 were \$138,575,717 and \$139,145,463 respectively, for a budgeted deficit of the year (to utilize operating surplus brought forward) of \$569,746. The actual revenues achieved from all sources amounted to \$145,478,114, while actual expenditures amounted to \$141,162,021 for an actual operating surplus of \$4,316,093, a difference of \$4,885,839 from the amount budgeted. This difference represents approximately 3.4% of total revenues.

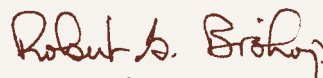
The major sources of revenue included taxation, which provided 65.9% of revenue, the Provincial share of debt service on cost shared projects (5.0%), the Municipal Operating Grant from the Province (3.2%) and Payments in Lieu of Taxes, primarily from the Federal Government, at 2.4%.

Major expenditures included 9.1% on a net basis for debt service, 8.45% for fire protection, 8.1% for capital works, 6.7% for snow clearing, 6.0% for supply of water and 3.6% as a subsidy for public transit.

The City has continued to utilize a "pay-as-you-go" policy for capital expenditures with exceptions made for cost sharing joint projects with senior levels of government. Examples of such projects in progress in 2002 were the 2002-2004 Multi-Year Capital Works Program, the costs of which are shared on an equal basis with the Provincial Government. All other capital expenditures have been made from current revenues or from special reserves established for the purpose, such as that set up for the Harbour Clean-Up Project. Total capital expenditures in 2002 amounted to \$22,466,065 of which \$5,443,806 were for street improvements, \$9,371,222 for water and sewer works and \$4,555,681 for operating equipment.

The audited Financial Statements of the City for the year ended December 31, 2002 are included in this Annual Report and provide a full picture of the City's financial position and operations.

Robert G. Bishop, C.A.



Director of Finance and City Treasurer

Grant Thornton LLP  
Chartered Accountants  
Management Consultants

Contents

Auditors' Report .....	16
Consolidated Statement of Revenue and Expenditure .....	17
Consolidated Balance Sheet .....	18
Consolidated Statement of Changes in Financial Position .....	19
Notes to the Consolidated Financial Statements .....	20-31
Supplementary Schedules	
Schedule of Debenture Debt .....	32
Schedule of Long Term Debt .....	33-34
Schedule of Mortgages - Urban Living Non-Profit Housing .....	35
Schedule of Revenue .....	36-37
Schedule of Expenditure .....	38-39
Schedule of Capital Expenditures .....	40

Prepared by

Grant Thornton LLP  
Chartered Accountants  
Management Consultants

Auditors' Report

To His Worship the Mayor and Councillors  
City of St. John's

We have audited the consolidated balance sheet of City of St. John's at December 31, 2002 and the consolidated statements of revenue and expenditure and changes in financial position for the year then ended. These financial statements are the responsibility of the management of the City. Our responsibility is to express an opinion on these financial statements based on our audit.

We conducted our audit in accordance with Canadian generally accepted auditing standards. Those standards require that we plan and perform an audit to obtain reasonable assurance whether the financial statements are free of material misstatement. An audit includes examining, on a test basis, evidence supporting the amounts and disclosures in the financial statements. An audit also includes assessing the accounting principles used and significant estimates made by management, as well as evaluating the overall financial statement presentation.

In our opinion, these consolidated financial statements present fairly, in all material respects, the financial position of the City as at December 31, 2002 and the results of its operations and the changes in its financial position for the year then ended in accordance with Canadian generally accepted accounting principles.

*Grant Thornton LLP*

Grant Thornton LLP  
Chartered Accountants

St. John's, Newfoundland  
June 17, 2003

**City of St. John's**  
**Consolidated Statement of Revenue and Expenditure**

Year Ended December 31

	<u>2002</u> Actual	<u>2002</u> Budget	<u>2001</u> Actual
<b>Revenue</b>			
Taxation	\$ 83,265,227	\$ 81,419,730	\$ 74,850,560
Grants from other governments	11,977,043	11,957,610	10,308,377
Sales of goods and services	21,365,680	20,525,210	15,795,078
Other revenue from own sources	5,747,645	4,280,000	4,646,652
Grants in lieu of taxes	3,503,642	3,263,000	3,295,344
Other transfers	558,177	400,000	333,881
Urban living non-profit housing	4,715,635	3,754,330	3,768,400
St. John's Transportation Commission	4,706,109	4,692,850	4,836,677
St. John's Sports & Entertainment Ltd.	<u>9,638,956</u>	<u>8,282,987</u>	<u>6,055,240</u>
<b>Total Revenue</b>	<u>\$ 145,478,114</u>	<u>\$ 138,575,717</u>	<u>\$ 123,890,209</u>
<b>Expenditure</b>			
General government services	\$ 16,168,669	\$ 16,467,750	\$ 14,344,519
Fiscal services	20,535,347	21,809,640	18,419,515
Transportation services	21,746,582	21,414,530	22,809,080
Protective services	16,957,789	16,988,430	16,820,763
Environmental health services	13,769,377	14,181,110	12,692,795
Recreation and cultural services	8,702,578	8,770,870	8,534,170
Environmental development services	2,606,938	2,675,200	2,347,563
Transfers to reserves and other funds	15,751,339	13,785,300	11,948,898
Urban living non-profit housing	4,788,067	3,776,293	3,820,420
St. John's Transportation Commission	9,995,489	9,945,570	11,346,312
St. John's Sports & Entertainment Ltd.	<u>10,139,846</u>	<u>9,330,770</u>	<u>10,132,159</u>
	<u>141,162,021</u>	<u>139,145,463</u>	<u>133,216,194</u>
Excess of revenue over expenditure (expenditure over revenue)	<u>4,316,093</u>	<u>(569,746)</u>	<u>(9,325,985)</u>
<b>Total</b>	<u>\$ 145,478,114</u>	<u>\$ 138,575,717</u>	<u>\$ 123,890,209</u>

See accompanying notes to the consolidated financial statements.

City of St. John's  
Consolidated Balance Sheet

December 31

2002

2001

**Assets**

Current

Receivables (Note 3)	\$ 16,113,897	\$ 15,024,726
Inventories of materials and supplies	2,658,720	2,571,507
Prepaid expenditures	1,299,362	956,044
Restricted cash deposits (Note 4)	567,438	568,848
	<u>20,639,417</u>	<u>19,121,125</u>

Property and equipment (Note 5)	481,500,676	468,700,507
Investments in rental housing projects	551,867	568,606
Unamortized bond discount	211,402	243,883
Deferred assessments receivable	2,658,198	2,604,171
Accrued pension benefits (Note 6)	9,429,610	10,630,280
Replacement reserve fund (Note 7)	408,275	966,363

	<u>\$ 515,399,445</u>	<u>\$ 502,834,935</u>
--	-----------------------	-----------------------

**Liabilities**

Current

Bank indebtedness	\$ 5,858,670	\$ 2,632,938
Payables and accruals (Note 8)	13,481,471	15,917,063
Current portion of deferred grants (Note 9)	3,625,517	3,517,357
Current portion of debenture and long term debt (Notes 10 and 11)	4,818,454	5,438,640
	<u>27,784,112</u>	<u>27,505,998</u>

Deferred grants (Note 9)	33,334,448	36,913,834
Debenture debt (Note 10)	63,925,223	53,352,348
Long term debt (Note 11)	30,806,202	49,847,486
Accrued severance pay	6,032,475	6,409,610
Deferred credits - assessments	2,658,198	2,604,171
Trust funds payable	213,610	162,540

	<u>164,754,268</u>	<u>176,795,987</u>
--	--------------------	--------------------

**Equity**


Reserves (Note 12)	22,845,919	16,474,517
Investment in capital assets (Note 13)	266,221,903	252,651,553
Contributed surplus (Note 14)	58,844,180	58,495,796
Surplus (deficit) (Note 15)	2,733,175	(1,582,918)

	<u>350,645,177</u>	<u>326,038,948</u>
--	--------------------	--------------------

Contingencies and commitments (Note 17)	<u>\$ 515,399,445</u>	<u>\$ 502,834,935</u>
-----------------------------------------	-----------------------	-----------------------

On behalf of the Council:

Mayor



Director of Finance and City Treasurer



See accompanying notes to the consolidated financial statements.



**City of St. John's**  
**Consolidated Statement of Changes in Financial Position**  
Year Ended December 31

	2002	2001
Cash derived from (applied to)		
<b>Operating</b>		
Excess of revenue over expenditure (expenditure over revenue)	\$ 4,316,093	\$ (9,325,985)
Deferred pension costs	1,200,670	2,288,369
Accrued severance pay	<u>(377,135)</u>	<u>(481,484)</u>
	5,139,628	(7,519,100)
Change in non-cash operating working capital (Note 16)	<u>(3,953,884)</u>	<u>2,592,927</u>
	<u>1,185,744</u>	<u>(4,926,173)</u>
<b>Financing</b>		
(Decrease) increase in deferred grants	(3,471,226)	16,158,291
Proceeds from debenture debt	16,500,000	24,012,000
Proceeds from long term debt	672,000	9,060,000
Repayment of		
Debenture debt	(5,652,125)	(12,068,000)
Long term debt	(20,608,470)	(5,855,317)
Increase (decrease) in equity accounts		
Reserves (Note 12)	6,371,402	2,896,250
Investment in capital assets (Note 13)	13,570,350	19,630,952
Contributed surplus (Note 14)	348,384	2,857,189
Other	<u>641,639</u>	<u>(25,829)</u>
	<u>8,371,954</u>	<u>56,665,536</u>
<b>Investing</b>		
Purchase of property and equipment	(22,466,065)	(48,367,951)
Disposal of property and equipment	9,665,896	2,282,867
Investment in rental housing projects	<u>16,739</u>	<u>15,695</u>
	<u>(12,783,430)</u>	<u>(46,069,389)</u>
Net cash (used) provided	(3,225,732)	5,669,974
Cash and temporary investments (bank indebtedness)		
Beginning of year	<u>(2,632,938)</u>	<u>(8,302,912)</u>
End of year	<u>\$ (5,858,670)</u>	<u>\$ (2,632,938)</u>

See accompanying notes to the consolidated financial statements.

**City of St. John's**  
**Notes to the Consolidated Financial Statements**  
December 31, 2002

---

**1. Summary of Significant Accounting Policies**

**Use of Estimates**

In preparing the City's financial statements in conformity with Canadian generally accepted accounting principles, management is required to make estimates and assumptions that affect the reported amounts of assets and liabilities, the disclosure of contingent assets and liabilities at the date of the financial statements, and reported amounts of revenue and expenses during the year. Actual results could differ from these estimates.

**Basis of Consolidation**

The consolidated financial statements include all the fund accounts of the City, the St. John's Transportation Commission and St. John's Sports & Entertainment Ltd., which are wholly owned and operated by the City. St. John's Sports & Entertainment Ltd. has a fiscal year end of May 31st, therefore these financial statements include the audited accounts of that operation for the five months ended May 31, 2002 and the unaudited accounts for the seven months ended December 31, 2002. Inter-fund balances have been eliminated for consolidation.

**Fund Accounting**

The accounts of the City are maintained in accordance with fund accounting principles. This system of accounts is followed in order to segregate the various operations of the City. These funds, as represented in the financial statements, are:

- Capital and Loan Fund
- Revenue Fund
- Sinking Fund
- Urban Living Non-profit Housing Fund

**Cash and Cash Equivalents**

Cash and cash equivalents include cash on hand, balances with banks (net of overdrafts) and short term deposits with original maturities of three months or less. Bank borrowings are considered to be financing activities.

**Inventories**

Inventories of materials and supplies are carried at the lower of cost and net realizable value.

**Property and Equipment**

Property and equipment are recorded at cost. Funds received through cost sharing arrangements or capital grants are treated as additions to contributed surplus or investment in capital assets.

The City does not record the value of lands and service installations in subdivisions vested in the City under the *City of St. John's Act*.

Land and subdivision development costs are recorded at net cost after application of proceeds from sales of land.

Other than for St. John's Sports & Entertainment Ltd. property and equipment, the City does not record depreciation, but an amount equal to annual debt repayment is charged to operations and credited to investment in capital assets.

**Investments in Rental Housing Projects**

Investments in rental housing projects are recorded at cost less the annual principal repayment being charged to the project operations.

**Bond Discounts**

Bond discounts are amortized in the revenue fund over the term of the bond issue.

**Assessments**

Assessments for water and sewer installations and street improvements are recorded on the accrual basis in the capital and loan fund. Assessments, when received, are recorded as a contribution to the revenue fund.

Receipt of certain assessments has been deferred pending disposition or development of the property to which the assessments apply. These assessments are recorded as deferred assessments receivable and as deferred credits - assessments.

**Sinking Funds**

Sinking funds established for the retirement of debentures are held and administered by Royal Trust Company and accounted for in the City's records on a cash basis.

**Note #1 (continued)**

**Reserve for Harbour Clean-up**

The City has established a reserve to hold funds provided for the clean-up of St. John's harbour. Commencing in 1998, a portion of the water tax billings imposed on users is being allocated to the reserve. These funds are to be used to finance the capital works undertaken to improve environmental conditions in the harbour.

**Reserve for Landfill Capital Improvements**

The City has established a reserve for landfill capital improvements to accumulate the net revenue received from users of the Robin Hood Bay landfill site. These funds are to be used to finance future capital works undertaken at the landfill site.

**Reserve for Water Treatment Facility**

The City has established a reserve to hold funds provided for a new water treatment facility. Commencing in 2002, a portion of the water tax billings imposed on users is being allocated to the reserve. These funds are to be used to finance the capital works undertaken to build a new water treatment facility and enhancements to existing facilities.

**Reserve for Snow and Ice Management**

The City has established a snow and ice management reserve to accumulate funds to be used in years of severe winter conditions to alleviate the financial impact on the City's operations.

**Reserve for Civic Centre Financing**

The City has established a Civic Centre financing reserve to accumulate its share of revenue received from the accommodations tax. The accommodation tax, which was legislated effective January 1, 2001, represents a three percent room levy on all fixed roof accommodations in the City of St. John's.

**Solid Waste Landfill Closure and Post-closure Costs**

The liability for closure and post-closure care of the City's Robin Hood Bay landfill is recognized as the landfill site's capacity is used. Closure costs are included in annual operating costs as each section of the landfill site is filled and placed out of service. The present value of the estimated annual post-closure costs is being accrued over the remaining life of the landfill site.

**Employee Future Benefits**

The City accounts for severance pay on the accrual basis and the amount is calculated based upon accumulated unused sick leave or on years of service. The amount is payable when the employee ceases employment with the City.

**Details with respect to Accounting for Pension Benefits are as follows:**

The cost and obligations of pension benefits earned by employees are actuarially determined using the accrued benefit method prorated on service and management's best estimate of assumptions of future investment returns for funded plans, salary changes, retirement ages of employees and expected health care costs.

For the purpose of calculating the expected return on plan assets, those assets are valued at fair value.

The discount rate used for determining the benefit obligation is the expected rate of return on plan assets or the City's cost of borrowing.

Past service costs resulting from plan amendments are recognized at the date of amendment.

The excess of the net actuarial gain (loss) is amortized over the average remaining service period of active employees. The average remaining service period of the active employees covered by the plans is 17 years.

**2. Change in Accounting Policy**

During the year the City adopted the recommendations of the Public Sector Handbook Section 3250 - Retirement Benefits. As a result of this retroactive change, an adjustment was made to increase accrued pension benefits by \$11,352,029 (2001 - \$12,626,819) and increase (decrease) the excess of revenue over expenditure by \$884,033 (2001 - \$(1,274,790)).

City of St. John's  
Notes to the Consolidated Financial Statements  
December 31, 2002

<b>3. Receivables</b>	<u>2002</u>	<u>2001</u>
Taxes	\$ 9,186,048	\$ 7,526,259
Other governments	2,694,923	2,860,159
Other	<u>4,232,926</u>	<u>4,638,308</u>
	<u>\$ 16,113,897</u>	<u>\$ 15,024,726</u>

<b>4. Restricted Cash Deposits</b>	<u>2002</u>	<u>2001</u>
Accommodation tax	\$ 248,165	\$ 303,652
Advance payments from developers	213,610	162,540
Urban living non-profit housing		
Tenants' security deposits	<u>105,663</u>	<u>102,656</u>
	<u>\$ 567,438</u>	<u>\$ 568,848</u>

<b>5. Property and Equipment</b>	<u>2002</u>	<u>2001</u>
Land, buildings and permanent improvements	\$ 333,497,173	\$ 324,720,584
Equipment, vehicles and moveable plant	40,251,683	37,207,700
St. John's Memorial Stadium	1,500,000	1,500,000
Fire department property	6,660,302	5,996,767
Urban living non-profit housing	30,875,547	30,875,547
St. John's Transportation Commission	17,900,885	17,869,246
St. Johns' Sports & Entertainment Ltd.	<u>50,815,086</u>	<u>50,530,663</u>
	<u>\$ 481,500,676</u>	<u>\$ 468,700,507</u>

City of St. John's  
Notes to the Consolidated Financial Statements  
December 31, 2002

6. Employee Future Benefits

**Defined benefit pension plan**

The City maintains a defined benefit plan which provides pension benefits to its employees. The plan provides benefits based on length of service and average earnings.

	<u>2002</u>	<u>2001</u>
<b>Accrued pension benefits</b>		
City of St. John's	\$ 7,015,774	\$ 8,236,287
St. John's Transportation Commission	<u>2,413,836</u>	<u>2,393,993</u>
	<u>\$ 9,429,610</u>	<u>\$ 10,630,280</u>

Based on an actuarial valuation of the plan, completed as at December 31, 2000, the following results have been extrapolated for December 31, 2002 and 2001:

**Accrued benefit obligation**

Balance, beginning of year	\$ 71,903,396	\$ 66,373,794
Current service cost	3,693,096	3,578,700
Interest cost	5,053,523	4,676,040
Benefits paid	<u>(3,113,508)</u>	<u>(2,725,138)</u>
Balance end of year	<u>\$ 77,536,507</u>	<u>\$ 71,903,396</u>

**Plan assets**

Fair value, beginning of year	\$ 83,029,953	\$ 81,026,864
Return on plan assets	(1,898,002)	2,915,757
Benefits paid	(3,113,508)	(2,725,138)
City contributions to plan	35,026	-
Employee contributions to plan	<u>1,562,042</u>	<u>1,812,470</u>

Fair value, end of year	<u>\$ 79,615,511</u>	<u>\$ 83,029,953</u>
-------------------------	----------------------	----------------------

Funded status - surplus	\$ 2,079,004	\$ 11,126,557
Unamortized amounts	<u>4,936,770</u>	<u>(2,890,270)</u>

Accrued benefit asset	<u>\$ 7,015,774</u>	<u>\$ 8,236,287</u>
-----------------------	---------------------	---------------------



City of St. John's  
Notes to the Consolidated Financial Statements  
December 31, 2002

Employee Future Benefits (continued)

	<u>2002</u>	<u>2001</u>
<b>Significant Assumptions Used</b>		
Discount rate	7%	7%
Expected long term rate of return on plan assets	7%	7%
Rate of compensation increase	4%	4%
Average remaining service period of active employees	17 years	17 years
<b>Net Benefit Expense for the Year</b>		
Current service cost	\$ 3,693,096	\$ 3,578,700
Interest cost	5,053,523	4,676,040
Amortization of gains/losses	(170,016)	(330,262)
Employee contributions	(1,745,318)	(1,812,395)
Expected return on plan assets	<u>(5,759,021)</u>	<u>(5,639,937)</u>
Net benefit expense	<u>\$ 1,072,264</u>	<u>\$ 472,146</u>

**St. John's Transportation Commission  
Defined Benefit Pension Plans**

The Commission maintains two defined benefit plans which provide pension benefits to its employees (union and non-union). The plans provide benefits based on length of service and average earnings.

Based on an actuarial valuation of the plans, completed as at December 31, 2000, the following results have been extrapolated for December 31, 2002 and 2001:

<b>Accrued Benefit Obligation</b>		
Balance, beginning of year	\$ 15,132,782	\$ 12,614,714
Current service cost	783,134	658,086
Interest cost	991,004	824,167
Benefits paid	(563,265)	(537,752)
Plan amendments	-	1,564,342
Participant contributions	<u>7,001</u>	<u>9,225</u>
Balance, end of year	<u>\$ 16,350,656</u>	<u>\$ 15,132,782</u>

City of St. John's  
Notes to the Consolidated Financial Statements  
December 31, 2002

**Employee Future Benefits (continued)**

	<u>2002</u>	<u>2001</u>
<b>Plans' Assets</b>		
Fair value, beginning of year	\$ 17,318,925	\$ 17,197,529
Return on plan assets	(1,129,884)	376,554
Benefits paid	(563,265)	(614,473)
Employer contributions to plan	324,642	59,111
Employee contributions to plan	<u>357,057</u>	<u>300,204</u>
	<u>\$ 16,307,475</u>	<u>\$ 17,318,925</u>
Funded status - (deficit) surplus	\$ (43,181)	\$ 2,186,143
Unamortized amounts	<u>2,457,017</u>	<u>207,850</u>
Accrued benefit asset	<u>\$ 2,413,836</u>	<u>\$ 2,393,993</u>

**Significant Assumptions Used**

Discount rate	6.5%	6.5%
Expected long term rate of return on plan assets	6.5%	6.5%
Rate of compensation increase	4.5%	4.5%
Average remaining service period of active employees	17 years	17 years

**Net Benefit Expense for the Year**

Current service cost	\$ 790,135	\$ 667,311
Interest cost	991,004	824,167
Cost of plan amendments	-	1,564,342
Amortization of gains/losses	10,296	(32,821)
Special termination benefits	-	76,721
Employee contributions	(357,057)	(300,204)
Expected return on plan assets	<u>(1,129,579)</u>	<u>(1,109,547)</u>
Net benefit expense	<u>\$ 304,799</u>	<u>\$ 1,689,969</u>

In 2001, a plan amendment took effect with respect to the St. John's Transportation Commission, which provides for indexing of pensions at 1.25% per annum with the first increase due on January 1, 2003. The past service costs for this amendment are \$1,209,864 for the union plan and \$354,478 for the non-union and have been expensed in 2001.

City of St. John's  
Notes to the Consolidated Financial Statements  
December 31, 2002

**7. Replacement Reserve Fund**

	<u>2002</u>	<u>2001</u>
Urban living non-profit housing replacement reserve fund	\$ <u>408,275</u>	\$ <u>966,363</u>

The City has agreements with Canada Mortgage and Housing Corporation and Newfoundland and Labrador Housing Corporation which stipulate that cash be set aside for a replacement reserve fund.

**8. Payables and Accruals**

	<u>2002</u>	<u>2001</u>
Trade	\$ 8,101,120	\$ 9,367,949
Deposits and prepayments	4,167,240	5,254,608
Accrued interest	1,099,518	1,200,856
Other governments	<u>113,593</u>	<u>93,650</u>
	<u>\$ 13,481,471</u>	<u>\$ 15,917,063</u>

**9. Deferred Grants**

The Province of Newfoundland and Labrador has agreed to pay grants to the City as a share of water and sewer, street paving and reconstruction, and recreational facilities programs. The grants are payable by annual instalments and have maturity dates up to October 1, 2017.

	<u>2002</u>	<u>2001</u>
Civic Centre	\$ 18,301,270	\$ 19,006,737
Water and sewer projects	15,034,885	16,511,854
Paving	3,304,950	4,543,632
Other	<u>318,860</u>	<u>368,968</u>
	36,959,965	40,431,191
Less: Current portion	<u>3,625,517</u>	<u>3,517,357</u>
	<u>\$ 33,334,448</u>	<u>\$ 36,913,834</u>

City of St. John's  
Notes to the Consolidated Financial Statements  
December 31, 2002

10. Debenture Debt

	<u>2002</u>	<u>2001</u>
Debentures outstanding	\$ 85,886,000	\$ 71,305,000
Less: Debt charges recoverable from the Province of Newfoundland and Labrador	5,649,458	5,887,360
Less: Sinking funds available	<u>13,213,819</u>	<u>9,242,792</u>
	67,022,723	56,174,848
Less: Current portion	<u>3,097,500</u>	<u>2,822,500</u>
	<u>\$ 63,925,223</u>	<u>\$ 53,352,348</u>

The annual requirements over the next five years relating to scheduled sinking funds are as follows:

- 2003 - \$3,235,000;
- 2004 - \$3,372,500;
- 2005 - \$3,372,500;
- 2006 - \$3,372,500;
- 2007 - \$3,372,500.

Present projections indicate that sufficient funds will be available in the sinking funds to redeem all maturing bond issues.

Subsequent to year end, there was an \$11,000,000 bond issue at 6.68% maturing February 13, 2023. The annual requirements relating to the scheduled sinking funds are not included above.

City of St. John's  
Notes to the Consolidated Financial Statements  
December 31, 2002

11. Long Term Debt

	<u>2002</u>	<u>2001</u>
Long term debt	\$ 33,928,384	\$ 37,734,182
Less: Debt charges recoverable from the Province of Newfoundland and Labrador	<u>31,354,040</u>	<u>34,648,498</u>
	2,574,344	3,085,684
Mortgages - Urban living non-profit housing	25,003,816	25,750,809
Advances and refinanced loans	-	17,500,000
St. John's Transportation Commission	2,759,000	2,671,000
Interim financing and payables - capital projects	<u>2,189,996</u>	<u>3,456,133</u>
	32,527,156	52,463,626
Less: Current portion	<u>1,720,954</u>	<u>2,616,140</u>
	<u>\$ 30,806,202</u>	<u>\$ 49,847,486</u>

Annual principal repayments over the next five years relating to retirement of long term debt are as follows:

	Long Term Debt	Non-Profit Housing Mortgages	St. John's Transportation Commission	Province of Newfoundland Share	Net Amount
2002	\$3,819,315	\$775,849	\$380,000	\$(3,254,210)	\$1,720,954
2003	3,501,492	820,310	360,000	(2,886,025)	1,795,777
2004	3,223,427	867,332	360,000	(2,723,028)	1,727,731
2005	2,797,638	917,066	354,000	(2,586,800)	1,481,904
2006	2,390,475	969,667	276,000	(2,328,567)	1,307,575

The Province's share of cost shared loans is recorded in the accounts of the City as debt charges recoverable and as deferred grants.

Mortgages of the Urban Living Non-Profit Housing Fund are secured by specific rental properties situated in St. John's and an assignment of rental income.



City of St. John's  
Notes to the Consolidated Financial Statements  
December 31, 2002

12. Reserves

	<u>2002</u>	<u>2001</u>
Sinking fund - reserve for retirement of debentures	\$ 13,213,819	\$ 9,242,792
Reserve for harbour clean-up	4,504,735	3,432,031
Reserve for landfill capital improvements	3,345,498	2,347,983
Reserve for water treatment facility	560,667	-
Urban living non-profit housing - replacement reserve	408,275	966,363
Reserve for snow and ice management	400,000	-
Reserve for Civic Centre financing	312,550	414,123
Reserve for capital	54,812	23,719
Reserve for uncashed coupons	29,736	32,714
Reserve for Robin Hood Bay post-closure costs	<u>15,827</u>	<u>14,792</u>
	<u>\$ 22,845,919</u>	<u>\$ 16,474,517</u>

13. Investment in Capital Assets

	<u>2002</u>	<u>2001</u>
Balance, beginning of year	\$ 252,651,553	\$ 233,020,601
Add: Contributions from revenue fund for		
Capital expenditure out of revenue	1,843,907	2,469,944
Contribution for capital works program	11,577,912	10,578,108
Loan repayments	6,142,457	5,707,887
Contribution from sinking fund for debentures	1,919,000	3,056,000
Contribution from land fill capital improvements reserve	336,637	31,116
Contribution from reserve - harbour clean-up	535,676	-
Contribution from reserve - water treatment	1,346,127	-
Net assessments raised	374,643	142,917
Interest on assessments	109,711	119,147
Land sales	<u>250,000</u>	<u>-</u>
	277,087,623	255,125,720
Deduct: Contribution to revenue fund from water, sewer and street improvements	484,415	113,229
Contribution to Clovelly Park reserve	-	78,069
Disposal of property and equipment	<u>10,381,305</u>	<u>2,282,869</u>
Balance, end of year	<u>\$ 266,221,903</u>	<u>\$ 252,651,553</u>

City of St. John's  
Notes to the Consolidated Financial Statements  
December 31, 2002

14. Contributed Surplus	<u>2002</u>	<u>2001</u>
Balance, beginning of year	\$ 58,495,796	\$ 55,638,607
Contributions from		
Government of Canada	-	1,499,820
Other	1,480,627	1,357,369
Disposals	<u>(1,132,243)</u>	-
Balance, end of year	<u>\$ 58,844,180</u>	<u>\$ 58,495,796</u>

15. Surplus (Deficit)	<u>2002</u>	<u>2001</u>
Deficit, beginning of year	\$ (12,934,947)	\$ (4,883,752)
Change in accounting policy (Note 2)	<u>11,352,029</u>	<u>12,626,819</u>
As restated	<u>(1,582,918)</u>	<u>7,743,067</u>
Excess of revenue over expenditure (expenditure over revenue)	<u>4,316,093</u>	<u>(9,325,985)</u>
Surplus (deficit), end of year	<u>\$ 2,733,175</u>	<u>\$ (1,582,918)</u>
Surplus (deficit) arising from:		
Operations	\$ (663,960)	\$ (5,804,588)
Accrued pension benefits	9,429,610	10,630,280
Severance pay accruals	<u>(6,032,475)</u>	<u>(6,409,610)</u>
	<u>\$ 2,733,175</u>	<u>\$ (1,582,918)</u>

The surplus (deficit) includes a provision for severance pay, payable to certain employees upon cessation of employment or retirement.

16. Change in Non-cash Operating Working Capital	<u>2002</u>	<u>2001</u>
Receivables	\$ (1,089,171)	\$ (211,320)
Inventories	(87,213)	(322,747)
Prepaid expenditures	(343,318)	181,005
Restricted cash deposits	1,410	430,049
Payables and accruals	<u>(2,435,592)</u>	<u>2,515,940</u>
	<u>\$ (3,953,884)</u>	<u>\$ 2,592,927</u>

**City of St. John's**  
**Notes to the Consolidated Financial Statements**  
December 31, 2002

---

**17. Contingencies and Commitments**

**Expropriation and Other Claims**

The City has received notices of claims of approximately \$579,700. No provision has been made for these claims either because the City is not expected to incur any significant liability, or because an estimate of loss, if any, is not determinable at this time.

**Lease Commitments**

Under the terms of long term operating leases on equipment, the City is required to make annual lease payments for the next five years as follows:

2003 - \$1,104,244;	2006 - \$285,532;
2004 - \$877,294;	2007 - \$ 43,129.
2005 - \$692,435;	

**Retirement Benefits**

The City provides a benefit to certain employees based upon the employee's length of service with the City. This benefit is payable only upon retirement. At December 31, 2002, the City is contingently liable for these benefits to a maximum of \$3,839,377.

**St. John's Sports & Entertainment Ltd.**

Under an agreement with Maple Leaf Sports and Entertainment Limited for the period June 1, 2001 to May 31, 2005, St. John's Sports & Entertainment Ltd. has been granted the right to operate an American Hockey League franchise to be known as the St. John's Maple Leafs. In accordance with the terms of the agreement St. John's Sports & Entertainment Ltd. is committed to minimum annual payments of \$1,217,500 for franchise fees and \$300,000 for management services to Maple Leaf Sports and Entertainment Ltd. St. John's Sports & Entertainment Ltd. makes these payments from operating funds. Under the terms of the same agreement Maple Leaf Sports and Entertainment Ltd. has agreed to pay a number of costs of the franchise operation, including player, coach and trainer salaries.

**Greenbelt Tennis Club**

The City has guaranteed a loan of \$150,000 for the replacement of an air supported structure.

**18. Other Post-retirement Benefits**

The City provides post-retirement health and life insurance benefits to its employees. Employees are entitled to these benefits upon reaching normal retirement age. The City currently accounts for these benefits on a pay-as-you-go basis. The recommendations of the newly released Public Sector Handbook Section 3260 - Post Retirement Benefits require accounting for these benefits on an accrual basis. This section requires entities to adopt these recommendations effective for fiscal years beginning on or after January 1, 2004 and to reflect the change on a retroactive basis. The City intends to comply with these accounting recommendations as required.

The City has estimated the actuarial liability to be \$31,096,000 at December 31, 2002.

**19. Financial Instruments**

Fair values of financial instruments are disclosed in the notes to the financial statements when they differ from the carrying amounts. Where amounts receivable and payable are subject to normal credit terms, their carrying amount is used as an approximation of their fair values.

SCHEDULE 1

City of St. John's  
 Schedule of Debenture Debt  
 December 31, 2002

Date of Maturity	Interest Rate	Amount Issued	Amount Outstanding	Sinking Funds Available	Current Portion due in 2003
Nov. 2004	13.500%	\$ 6,000,000	\$ 5,335,000	\$ 5,387,487	\$ -
Dec. 2005	11.250%	5,000,000	839,000	841,928	-
Dec. 2006	10.500%	6,000,000	1,534,000	912,086	150,000
Dec. 2007	6.150%	10,000,000	2,702,000	20,877	250,000
Dec. 2008	11.125%	6,000,000	2,966,000	1,190	150,000
Dec. 2009	10.500%	7,000,000	2,998,000	44,658	175,000
Nov. 2011	6.15%	9,012,000	9,012,000	755,124	710,000
June 2012	10.875%	14,000,000	11,000,000	2,644,540	350,000
Sep. 2013	9.160%	9,000,000	6,000,000	99,236	225,000
Oct. 2015	9.400%	5,000,000	5,000,000	1,185,177	125,000
Dec. 2020	6.840%	7,000,000	7,000,000	375,525	175,000
Dec. 2021	7.38%	15,000,000	15,000,000	732,987	375,000
Apr. 2022	7.25%	<u>16,500,000</u>	<u>16,500,000</u>	<u>213,004</u>	<u>412,500</u>
		<u>\$ 115,512,000</u>	<u>\$ 85,886,000</u>	<u>\$ 13,213,819</u>	<u>\$ 3,097,500</u>

## SCHEDULE 2

### City of St. John's Schedule of Long Term Debt December 31, 2002

	Date of Maturity	Interest Rate	Amount Issued	Amount Outstanding	Current Portion due in 2003
<b>Canada Mortgage and Housing Corporation</b>					
Waterford Valley Trunk Sewer	Jan. 2006	5.125%	\$ 612,371	\$ 129,295	\$ 29,913
Mundy Pond Ttrunk Sewer	Jan. 2008	5.875%	78,830	25,668	3,684
Virginia Park Ttrunk Sewer	Apr. 2013	7.500%	104,408	61,174	3,746
Virginia Park Ttrunk Sewer	Mar. 2014	7.875%	157,908	99,960	5,258
Rennies River Trunk Sewer	Oct. 2016	10.375%	1,011,991	753,459	29,436
Rennies River Trunk Sewer	Oct. 2018	9.750%	681,350	529,723	16,689
Mundy Pond Neighbourhood Improvement Program	Jan. 2006	10.375%	1,155,885	57,576	42,217
Wedgewood Park Water and Sewer	Jan. 2017	7.875%	12,410	8,920	328
Goulds Water and Sewer	Jul. 2003	10.000%	117,716	41,218	6,718
Goulds Water and Sewer	Jul. 2007	10.000%	97,449	11,990	11,990
<b>Newfoundland Municipal Financing Corporation</b>					
Harbourview Water and Sewer	Dec. 2004	11.500%	348,536	85,896	40,549
Kilbride Water and Sewer	Dec. 2005	13.875%	318,068	121,644	35,246
Airport Heights - Phase 1A	Nov. 2005	14.500%	3,162,759	1,064,272	381,643
Airport Heights - Phase 1B	Dec. 2005	13.875%	629,463	240,736	69,752
Airport Heights - Phase 2	Dec. 2006	12.375%	3,060,805	1,257,931	307,238
Penetanguishene - Phase 1	May 2007	11.500%	2,210,465	1,074,877	194,455
Penetanguishene - Phase 2	Dec. 2007	10.875%	1,762,291	910,403	145,688
1992 Street Paving	Dec. 2003	9.375%	1,876,483	273,820	273,820
1992 Streets Reconstruction A	May 2004	10.625%	816,589	182,132	118,253
1992 Streets Reconstruction B	May 2004	10.625%	239,203	53,352	34,640
1992 Airport Heights Phase 3	May 2009	10.625%	1,181,128	733,789	83,378
1991 Streets Reconstruction	Nov. 2003	10.250%	1,436,250	112,878	112,878
Shea Heights Neighbourhood Improvement Area	May 2004	10.625%	30,443	6,790	4,409
Softball Newfoundland	May 2004	10.625%	256,171	57,137	37,097



SCHEDULE 2 (continued)

City of St. John's  
 Schedule of Long Term Debt  
 December 31, 2002

	Date of Maturity	Interest Rate	Amount Issued	Amount Outstanding	Current Portion due in 2003
1993 Streets Paving A	May 2004	10.625%	986,714	220,077	142,890
1993 Streets Paving B	May 2004	10.625%	161,803	36,089	23,431
Softball Newfoundland	Dec. 2004	11.500%	102,633	30,554	14,424
Bridge Rehabilitation	Dec. 2004	11.500%	54,464	16,214	7,654
1994 Street Paving	Feb. 2006	9.750%	711,390	328,302	82,924
1995 Street Paving	Dec. 2006	8.375%	405,554	202,692	44,618
1993 Airport Heights Phase 4	Dec. 2009	11.500%	1,070,242	714,496	71,189
Goulds Water and Sewer	Jun. 2003	12.000%	222,350	15,239	15,239
Goulds Water and Sewer	Dec. 2004	11.750%	283,403	54,426	35,239
Goulds Water and Sewer	Jun. 2006	12.375%	451,615	185,605	45,332
1991 Studies	May 2010	10.875%	201,165	138,550	12,762
1991 Studies B	Feb. 2011	9.750%	46,373	33,842	2,713
1991 Studies C	Feb. 2006	9.750%	21,804	10,063	2,542
1997 Streets	Jan. 2009	7.500%	165,603	120,868	15,046
1998 Streets A	Dec. 2009	8.375%	264,132	206,160	22,719
1998 Streets B	Dec. 2009	8.375%	104,868	81,852	9,020
1998 Retaining Wall	Dec. 2009	8.375%	31,942	24,932	2,747
1998 Bridge Rehabilitation	Sep. 2010	8.125%	189,044	162,235	15,093
1998 St. John's Recreation Centre	Sep. 2010	8.125%	60,361	51,801	4,819
Bay Bulls Road	Dec. 2004	11.500%	442,210	108,982	51,448
1997 Harbour Cleanup	Jan. 2014	7.500%	1,464,499	1,251,120	71,768
2001 Harbour Cleanup	Feb. 2014	7.500%	1,448,983	1,237,865	71,007
Higgins Line 2001	Dec. 2014	8.375%	574,858	508,663	25,942
Regional Water System	Dec. 2006	11.625%	525,950	234,269	49,044
1996 Capital Works	Jan. 2008	7.375%	2,012,777	1,283,348	196,988
Higgins Line 1997	Jun. 2013	7.375%	484,764	389,639	25,689
Fire Equipment	Sept. 2011	7.75%	90,895	84,591	6,802
Mile One Stadium	Sept. 2016	7.75%	19,006,737	18,301,270	761,201
			<u>\$ 52,946,105</u>	<u>\$ 33,928,384</u>	<u>\$ 3,819,315</u>

### SCHEDULE 3

**City of St. John's**  
**Schedule of Mortgages - Urban Living Non-Profit Housing**  
 December 31, 2002

	Date of Maturity	Interest Rate	Amount Issued	Amount Outstanding
<b>Newfoundland and Labrador Housing Corporation</b>				
Hamlyn Road	Aug. 1, 2022	5.50%	\$ 2,207,290	\$ 1,791,564
Infill 1987	Apr. 1, 2023	5.50%	2,070,285	1,719,830
Gear Street - Infill 1988	Sept. 1, 2025	5.50%	1,929,560	1,687,366
Brookfield Road	Dec. 1, 2025	5.50%	2,187,293	1,927,104
Infill 1992	Dec. 1, 2028	5.50%	1,682,553	1,319,327
Infill 1990	Nov. 1, 2026	4.97%	1,628,008	1,394,908
Cochrane Street	Nov. 1, 2026	4.73%	745,887	631,734
Campbell Avenue	Feb. 1, 2028	5.35%	968,952	872,496
<b>Canada Mortgage and Housing Corporation</b>				
Rawlins Cross	Dec. 1, 2018	5.43%	1,249,485	958,860
Forest Road	Jan. 1, 2018	5.85%	1,647,890	1,215,690
Cuckholds Cove Road	Apr. 1, 2018	5.47%	804,200	600,519
Infill 1982	Jul. 1, 2018	5.56%	651,550	494,579
Hamilton Avenue - Riverhead Towers	Feb. 1, 2019	5.50%	3,736,230	2,868,971
Fahey's Row - Infill 1983	May 1, 2019	5.77%	962,163	775,945
Alexander Street - Hamilton Avenue	Jun. 1, 2019	5.77%	1,920,998	1,547,073
Carnell Street - Larkin Square	Jan. 1, 2020	6.45%	1,910,065	1,583,595
Goodview Street- Carter's Hill	Jan. 1, 2020	6.87%	1,406,630	1,167,032
Infill 1985	Apr. 1, 2021	5.90%	880,530	730,517
Carter's Hill - Sebastian Court	Aug. 1, 2021	5.50%	<u>2,031,175</u>	<u>1,716,706</u>
			<u>\$ 30,620,744</u>	25,003,816
Less: current portion				<u>775,849</u>
				<u>\$24,227,967</u>

Mortgages are secured by specific rental properties situated in St. John's and an assignment of rental income.

## SCHEDULE 4

### City of St. John's Schedule of Revenue Year Ended December 31

	2002 Actual	2002 Budget	2001 Actual
Taxation			
Real Property Tax	\$ 60,123,786	\$ 59,063,500	\$ 53,432,485
Business Tax	16,452,307	16,367,400	15,176,604
Utility Tax	5,220,781	4,825,000	4,882,132
Business Improvement Area Assessment	223,512	195,000	220,165
Accommodation Tax	<u>1,244,841</u>	<u>968,830</u>	<u>1,139,174</u>
	<u>\$ 83,265,227</u>	<u>\$ 81,419,730</u>	<u>\$ 74,850,560</u>
Grants from Other Governments			
Government of Newfoundland and Labrador			
Municipal Operating Grant	\$ 4,674,004	\$ 4,674,000	\$ 4,907,704
Recovery of Debt Charges and Street Paving Program	7,228,097	7,228,110	5,303,582
Government of Newfoundland and Labrador Agencies			
Rental Housing Projects	55,505	55,500	55,505
Other	<u>19,437</u>	<u>-</u>	<u>41,586</u>
	<u>\$ 11,977,043</u>	<u>\$ 11,957,610</u>	<u>\$ 10,308,377</u>
Sales of Goods and Services			
Environmental Health Services			
Water Tax - Basic	\$ 8,915,351	\$ 8,788,100	\$ 6,713,406
- Harbour Cleanup	1,608,380	1,663,310	1,545,678
- Water Treatment Facility	2,113,794	2,000,000	-
Water Sales	2,157,659	2,008,420	1,518,625
Tipping Fees	3,123,626	3,100,000	3,102,911
Other	81,030	69,000	86,532
General Government Services	805,090	761,800	780,108
Transportation Services			
Parking Meters	1,000,411	943,200	892,080
Parking Permits	214,939	200,000	194,584
Other	35,326	38,000	67,126
Recreation and Cultural Services			
Other General Services	<u>750,583</u>	<u>860,660</u>	<u>781,382</u>
	<u>\$ 21,365,680</u>	<u>\$ 20,525,210</u>	<u>\$ 15,795,078</u>

SCHEDULE 4 (continued)

City of St. John's  
 Schedule of Revenue  
 Year Ended December 31

	2002 Actual	2002 Budget	2001 Actual
Other Revenue from Own Sources			
Interest on Tax Arrears	\$ 1,791,567	\$ 1,426,000	\$ 1,524,323
Fines	1,961,936	1,604,000	1,794,094
Construction and Other Permits	1,681,507	1,032,100	1,077,859
Interest Earned	165,778	111,000	130,891
Business and Amusement Licenses	97,553	90,100	101,565
Rents, Concessions and Franchises	<u>49,304</u>	<u>16,800</u>	<u>17,920</u>
	<u>\$ 5,747,645</u>	<u>\$ 4,280,000</u>	<u>\$ 4,646,652</u>
Grants in lieu of Taxes			
Government of Canada	\$ 2,112,963	\$ 2,000,000	\$ 2,066,451
Water Tax Grant	831,912	665,000	666,881
Government of Canada Agencies	511,936	550,000	510,376
Government of Newfoundland and Labrador agencies	<u>46,831</u>	<u>48,000</u>	<u>51,636</u>
	<u>\$ 3,503,642</u>	<u>\$ 3,263,000</u>	<u>\$ 3,295,344</u>
Other Transfers			
Transfer from Capital Fund			
Assessments for Water, Sewer and Street Improvements	<u>\$ 558,177</u>	<u>\$ 400,000</u>	<u>\$ 333,881</u>

SCHEDULE 5

City of St. John's  
Schedule of Expenditure

Year Ended December 31

	<u>2002</u> Actual	<u>2002</u> Budget	<u>2001</u> Actual
General Government Services			
Legislative	\$ 796,630	\$ 669,060	\$ 707,141
General Government	11,536,573	11,630,470	10,654,911
Engineering Services	2,923,117	3,048,420	2,503,750
Pensions and Employee Benefits	757,814	959,800	(143,875)
Other General Government Services	<u>157,535</u>	<u>160,000</u>	<u>622,592</u>
	<u>\$ 16,168,669</u>	<u>\$ 16,467,750</u>	<u>\$ 14,344,519</u>
Fiscal Services			
Debenture Debt Charges			
Sinking Fund Payments	\$ 3,028,750	\$ 3,028,750	\$ 2,437,500
Sinking Fund in lieu of Interest	2,366,327	2,366,330	3,135,019
Interest	7,122,058	7,990,520	6,122,919
Discounts	32,480	32,480	42,430
Other Long-term Debt			
Principal	4,645,799	4,645,800	4,252,080
Interest	3,190,599	3,211,760	2,094,657
Interest on Temporary Bank Loans	29,208	400,000	190,104
Other Debt Charges	<u>120,126</u>	<u>134,000</u>	<u>144,806</u>
	<u>\$ 20,535,347</u>	<u>\$ 21,809,640</u>	<u>\$ 18,419,515</u>
Transportation Services			
Road Transport			
Administration	\$ 2,290,459	\$ 2,129,100	\$ 2,141,215
Snow Clearing	9,787,741	9,519,430	12,523,745
Transfer from Snowclearing Reserve	-	-	(2,000,000)
Streets, Roads and Sidewalks	3,413,121	3,698,750	3,704,055
Maintenance Depot	1,405,357	1,381,380	1,538,248
Traffic Services	903,266	751,660	822,696
Street Cleaning	<u>72,138</u>	<u>78,300</u>	<u>63,347</u>
	<u>\$ 17,872,082</u>	<u>\$ 17,558,620</u>	<u>\$ 18,793,306</u>
Street Lighting	3,135,126	3,075,270	3,028,710
Parking Meters	99,441	100,640	316,287
Transportation Handicapped	<u>639,933</u>	<u>680,000</u>	<u>670,777</u>
	<u>\$ 21,746,582</u>	<u>\$ 21,414,530</u>	<u>\$ 22,809,080</u>



SCHEDULE 5 (continued)

City of St. John's  
Schedule of Expenditure

Year Ended December 31

	<u>2002</u> Actual	<u>2002</u> Budget	<u>2001</u> Actual
Protective Services			
Fire Protection	\$ 12,297,571	\$ 12,468,890	\$ 12,187,071
Protective Inspections	2,241,576	2,251,340	2,465,029
Traffic Enforcement	1,936,247	1,798,240	1,712,868
Animal and Pest Control	482,395	469,960	455,795
	<u>\$ 16,957,789</u>	<u>\$ 16,988,430</u>	<u>\$ 16,820,763</u>
Environmental Health Services			
Water Supply and Distributions	\$ 8,739,983	\$ 8,183,380	\$ 7,813,402
Garbage and Waste Collection and Disposal	4,518,768	5,413,000	4,443,994
Sewage Collection and Disposal	510,626	584,730	435,399
	<u>\$ 13,769,377</u>	<u>\$ 14,181,110</u>	<u>\$ 12,692,795</u>
Recreation and Cultural Services			
Parks and Open Spaces	\$ 4,250,619	\$ 4,340,740	\$ 4,232,965
Recreation	3,281,034	3,392,880	3,225,587
Avalon Convention and Visitor's Bureau	497,420	315,030	443,088
Other Recreation and Cultural Services	673,505	722,220	632,530
	<u>\$ 8,702,578</u>	<u>\$ 8,770,870</u>	<u>\$ 8,534,170</u>
Environmental Development Services			
Environmental Planning and Zoning	\$ 819,647	\$ 855,760	\$ 685,072
Housing and Real Estate	761,500	759,350	705,057
Other Environmental Development Services	1,025,791	1,060,090	957,434
	<u>\$ 2,606,938</u>	<u>\$ 2,675,200</u>	<u>\$ 2,347,563</u>
Transfers to Reserves and Other Funds			
Provision for Uncollectible Accounts	\$ 1,035,500	\$ 1,000,000	\$ 1,065,332
Contribution to Capital Fund for			
- Capital Expenditures	10,983,950	9,169,400	7,390,090
Capital Expenditure Accounts	778,101	853,210	979,822
Transfer from Civic Centre Financing Reserve	(101,573)	-	(421,785)
Transfer to Harbour Cleanup Reserve	1,072,704	1,663,310	1,545,678
Transfer to Landfill Capital Improvements Reserve	997,515	674,380	1,283,041
Provision for Obsolete Inventory	24,475	25,000	106,720
Transfer to Snow and Ice Reserve	400,000	400,000	-
Transfer to Water Treatment Facility Reserve	560,667	-	-
	<u>\$ 15,751,339</u>	<u>\$ 13,785,300</u>	<u>\$ 11,948,898</u>

SCHEDULE 6

City of St. John's  
Schedule of Capital Expenditures

Year Ended December 31

	<u>2002</u>	<u>2001</u>
Land		
Expropriation, Disturbances, Street Widening and Improvements	\$ 98,344	\$ 545,598
Buildings		
Municipal Recreation Facilities	946,083	2,365,613
City Hall	146,374	77,031
Depot	282,358	953,180
Fire Stations	249,883	-
Robin Hood Bay	336,637	30,415
Goulds	14,144	3,120
Civic Centre	131,916	17,933,134
Streets		
Reconstruction, Paving and Resurfacing, Curb and Sidewalks	5,416,329	11,982,192
Plans and Studies	27,477	34,494
Water and sewer		
Water Mains and Sanitary Sewers	6,541,967	4,986,708
Harbour Clean-up	488,613	-
Winsor Lake Filtration Plant	1,346,127	-
Regional Water Reservoir	994,515	-
Equipment		
Operating Departments	3,839,764	4,841,820
Regional Fire Department	430,453	1,318,993
Regional Water System	285,464	243,859
St. John's Transportation Commission	737,112	2,794,465
St. John's Sports & Entertainment Limited	<u>152,505</u>	<u>257,329</u>
	<u>\$ 22,466,065</u>	<u>\$ 48,367,951</u>

## Contacting City Hall

### Mayor and Members of Council

Mayor Andy Wells . . . . . Tel: 576-8477  
Fax: 576-8250

Deputy Mayor Gerry Colbert . . . . . Tel: 576-7689  
Fax: 576-8474

Councillor Art Puddister (Ward 1) . . . . . Tel: 576-2332  
Fax: 576-8474

Councillor Frank Galgay (Ward 2) . . . . . Tel: 576-8577  
Fax: 576-8474

Councillor Keith Coombs (Ward 3) . . . . . Tel: 576-8643  
Fax: 576-8474

Councillor Kevin Breen (Ward 4) . . . . . Tel: 576-2383  
Fax: 576-8474

Councillor John Dinn (Ward 5) . . . . . Tel: 576-8584  
Fax: 576-8474

Councillor Shannie Duff (At Large) . . . . . Tel: 576-8583  
Fax: 576-8474

Councillor Sandy Hickman (At Large) . . . . . Tel: 576-8045  
Fax: 576-8474

Councillor Dennis O'Keefe (At Large) . . . . . Tel: 576-8567  
Fax: 576-8474

Councillor Paul Sears (At Large) . . . . . Tel: 576-8219  
Fax: 576-8474



### Frequently Called Numbers:

General Inquiries / Service Requests: . 754-CITY (2489)  
City Hall (9:00 am - 4:30 pm): . . . . . 576-8600  
After Hours / Emergency: . . . . . 754-CITY (2489)  
Downtown Snow Removal: . . . . . 576-SNOW(7669)  
Tourist Information: . . . . . 576-8106

### Mailing Address:

City of St. John's  
P.O. Box 908  
St. John's, NL Canada  
A1C 5M2

### Web Site:

[www.stjohns.ca](http://www.stjohns.ca)

